

- 本书为一般信息出版物，我们保留随时更改产品技术和说明权利、如有变动恕不另行通知。（若有错误或不详之处敬请谅解）；
- 本产品技术尺寸样本的版权及解释权均属温州恒惠电气科技有限公司所有。



Satisfy Every 追求每一细节 力求更加专业
Customer By Our Professional Spirit

PRODUCT SELECTION GUIDE

产品选型手册

- ★ 接近开关
- ★ 磁性开关
- ★ 光电开关
- ★ 霍尔传感器

PROXIMITY SWITCH
PHOTOELECTRIC SWITCH
MAGNETIC SWITCH
HALL SENSOR

企业简介 Introduction

乐清市嘉尔威电子有限公司，自创建以来，一直专注传感器生产制造，研究开发和技术创新，在公司全体同仁共同努力下，艰苦创业，积累了丰富的设计生产和制造经验，已发展成为国内传感器行业中具有领导能力的生产商之一。

公司主营:光电开关、接近开关、霍尔传感器等3大类，30个系列，1000多种规格

公司始终贯彻执行“今天的质量，明天的市场”的质量方针，企业得到了飞速的发展，产品达到世界先进水平。

公司技术力量雄厚，生产设备完善，坚信“科技以人为本”以崭新的姿态，开拓新的业务领域，热忱欢迎广大新老客户光临指导——愿我们精诚合作，共创辉煌！

乐清市嘉尔威电子有限公司
YUEQING JIAERWEI ELECTRONICS CO., LTD



目录

CONTENTS

企业简介 Introduction

乐清市嘉尔威电子有限公司，自创建以来，一直专注传感器生产制造，研究开发和技术创新，在公司全体同仁共同努力下，艰苦创业，积累了丰富的设计生产和制造经验，已发展成为国内传感器行业中具有领导能力的生产商之一。

公司主营:光电开关、接近开关、霍尔传感器等3大类，30个系列，1000多种规格

公司始终贯彻执行“今天的质量，明天的市场”的质量方针，企业得到了飞速的发展，产品达到世界先进水平。

公司技术力量雄厚，生产设备完善，坚信“科技以人为本”以崭新的姿态，开拓新的业务领域，热忱欢迎广大新老客户光临指导——愿我们精诚合作，共创辉煌！

目录 Directory	1	磁性式接近开关系列 Magnetic type approach switch series	29-30
接近开关基本参数及电气特性 Proximity switches basic parameter and electrical characteristics	2-8	光电开关基本参数及电气特性 Photoelectric switch Basic parameters and Electrical characteristics	31-34
图尔克、倍加福型接近开关系列 Turck & P+F type Proximity switch series	9-10	圆柱型光电开关系列 column photoelectric switch series	35-36
奥托尼克斯、欧姆龙型接近开关系列 Autonics、OMRON type Proximity switch series	11-12	方型继电器内置式光电开关系列 Square relays built-in photoelectric switch series	37-38
圆柱型电感式接近开关系列 Cylind inductive Proximity switch series	13-16	方型继电器、放大器内置式光电开关系列 Square relays, amplifier built-in photoelectric switch series	39-40
角型电感式接近开关系列 Horn type inductive Proximity switch series	17-18	方型放大器内置式光电开关系列 Square amplifier built-in photoelectric switch series	41-42
角型、方型电感式接近开关系列 Horn type and square inductive Proximity switch series	19-20	色标、槽型光电开关系列 Color code & groove type photoelectric switch series	43-44
方型电感式接近开关系列 square inductive Proximity switch series	21-22	连接器、反射板系列 Connectors, reflex board series	45
方型、槽型电感式接近开关系列 square and groove Proximity switch series	23-24		
电容式接近开关系列 Conductive type approach switch series	25-26		
模拟、霍尔式接近开关系列 Simulative output、Hall type approach switch series	27-28		

接近开关型号命名及含义 Model and Description of Approach switch

LJ □ 12 A3 - 4 - Z / B X
<1> <2> <3> <4> <5> <6> <7> <8>

- | | |
|---------------------|--|
| <1>接近开关 | <1> Approach Switch |
| <2>□无字: 电感式 | <2>□No letter: inductive type |
| C: 电容式 | C: capacitive type |
| X: 模拟式 | X: Simulative type |
| <3>圆柱型传感器直径用数字表示 | <3>The diameter of column sensor is expressed by number. |
| <4>A3: 金属壳 | <4>A3: metallic shell |
| A4: 塑料壳 | A4: plastic shell |
| <5>数字: 检测距离 | <5>The number expresses tested distance. |
| <6>Z: 直流 | <6>Z: DC type |
| J: 交流型 | J: AC type |
| <7>B: 直流常开 | <7>B: DC normal open |
| A: 直流常闭 | A: DC normal close |
| C: 常开和常闭 | C: normal open and normal close |
| E: 交流常开 | E: AC normal open |
| D: 交流常闭。 | D: AC normal close |
| <8>X: NPN 200~300mA | <8>X: NPN 200~300mA |
| Y: PNP 200~300mA | Y: PNP 200~300mA |
| Z: 300~400mA | Z: 300~400mA |
| M: 500mA | M: 500mA |

光电开关型号命名及含义 Model and Description of Approach switch

E3 F - DS 10 C 4
<1> <2> <3> <4> <5> <6>

- | | |
|-------------------|--------------------------------------|
| <1>光电开关 | <1> Photoelectric Switch |
| <2>F: 圆柱型 | <2>F: column type |
| JK、M: 扁型 | JK、M: flat type |
| S: 长方形 | S: oblong type |
| K: 方型 | K: square type |
| <3>D: 扩散发射型 | <3>DS: diffusive emission type |
| R: 反馈发射型 | R: feedback emission type |
| G: 槽型 | G: groove type |
| 数字: 对射距离 | No letter: correlation type |
| <4>: 检测距离 | <4>The numbers express test distance |
| <5>C、E: NPN 300mA | <5>C,E: NPN 300mA |
| P、F: PNP 300mA | P,F: PNP 300mA |
| M: 触点输出 | M: contact output |
| Y: 交流二线制 | Y: AC two-line system |
| <6>1、4: 常开 | <6>1,4: normal open |
| 2: 常闭 | 2: normal close |
| 3: 一开一闭 | 3: one open one close |

接近开关工作原理 Proximity switch working principle

接近开关又称接近传感器。传感器分电感式、电容式、模拟式、霍尔式、磁性式。传感器可与PLC可编程控制器、单片机、非门电路、电子计数器、固态继电器、小型继电器等产品配套使用。

电感式接近传感器由高频振荡、检波、放大、触发及输出电路等组成。振荡器在传感器检测面产生一个交变电磁场，当金属物体接近其检测面时，金属中产生的涡流吸收了振荡器的能量，使振荡减弱以至停振。振荡器的振荡及停振这二种状态，转换为电信号通过整形放大器转换成二进制的开关信号，经功率放大后输出。

电容式接近传感器由高频振荡器和放大器等组成，由传感器的检测面与大地间构成一个电容器，参与振荡回路工作，起始处于停振状态。当物体接近其检测面对，回路的电容量发生变化，是高频振荡器振荡，振荡与停振这二种状态转换为电信号经放大器转换成二进制的开关信号。

模拟传感器(又称线性位移传感器)，当金属物体接近其检测面时，随着距离的变化，其输出一个与距离成线性关系变化的电信号，从而达到监控的目的。

霍尔传感器是一种内含霍尔集成电路的接近传感器，利用霍尔效应将磁信号的有或无转换成开关量，广泛应用与信号检测、自动控制、安全保护。

磁性传感器由舌簧管和放大器组成，当外磁场靠近传感器迫使簧片磁化而动作，再经放大电路放大，增大开关电量，以实现对外接电路的通断控制。

Proximity switches also called proximity sensors. Sensor can be divided into inductive type, capacitive type, simulative type, Hall type, magnetic type. Sensor can support using of PLC programmable controller, SCM, Sr circuit, Electronic counters, Solid-state relay, Small relays and other products.

Capacitive proximity switch are composed by High frequency concussion and amplification. Sensor detection surface and between the earth form a capacitor. participate Oscillation circuit work, starting at the stop vibration state. When the object near the surface, The circuit capacity changes, is the Oscillation of high-frequency oscillator. The two states of Oscillator- Oscillations and stopping vibration, Converted to electrical signals through the shaping amplifier Switch into binary signals.

Simulative sensor (also known as the linear displacement sensor), when the metal object close to the detection surface. With the change of the distance, then output the signal which have linear relationship changes with the distance, So as to achieve the purpose of monitoring.

Hall sensor is a kind of proximity sensor which inside with Hall IC. Using Hall effect convert magnetic signal on or off into switch capacity. Widely used in signal detection, automatic control and safety protection.

Magnetic sensor are composed by reed tube and amplification. When the external magnetic field near the magnetic reed sensor to force the action, and then amplified by the amplifier, increasing the switching capacity, in order to realize the on-off control of external circuits.

接近开关技术术语 Proximity switches technical terms

● 动作距离 action distance

动作距离是接近开关最重要的参数，它主要是取决于接近开关的感应面直径大小，感应目标的材料及环境温度也影响接近开关的动作距离；对于磁性、霍尔传感器，安装在铁板上及磁性强度也同样影响传感器的动作距离；接近开关的动作方式有两种：轴向接近，径向接近，一般都采用轴向接近。

Operating distance is the most important parameter of the proximity switch, which mainly depends on the proximity switch sensing face diameter, sensing target material and ambient temperature also affects the proximity switch movement distance. For magnetic, Hall sensor, installed on the iron plate or on the items which with the magnetic strength, also affects the movement distance; There are two action ways of the proximity switch: Axial close and Radial close. Generally using axial approach.

● 额定感应距离(Sn) Rated sensing distance (Sn)

它是一个标准值，不考虑外部环境影响。
It's a standard value without regard to the influence of external environment.

● 标准检测片 Standard detection sheet

检测片设计成正方形，厚度为1mm；材料为ST37，表面光滑，它的边长为3×Sn。检测目标尺寸或材料的改变会衰减感应范围。
The detection sheet is designed into square type. The thickness is 1 mm, the material is ST37 with smooth surface and the side length is 3×Sn. The alternation of the detection object dimension or material will attenuate the inductive range.

● 有效动作距离(Sr) Effective action distance (Sr)

开关在额定工作电压及室温下(23±5℃)测得的动作距离: 0.9Sn≤Sr≤1.1Sn
The action distance detected at the rated operating voltage and room temperature (23±5℃): 0.9Sn≤Sr≤1.1Sn

● 可用动作距离(Su) Practicable action distance (Su)

开关在允许的环境温度-25℃~+70℃下，输入电压在额定电压的85%到110%的范围内，测得的动作距离: 0.9Sr≤Su≤1.1Sr
The action distance detected when the input voltage is in the range of 85% to 110% the rated voltage and the switch works at the allowable ambient temperature -25℃ to +70℃: 0.9Sr≤Su≤1.1Sr

● 可靠动作距离(Sa) Reliable action distance (Sa)

测量目标在这个动作距离内, 开关的动作是可靠的: $0 \leq Sa \leq 0.81Sn$

When the measure object is in this action distance, the action of the switch is reliable: $0 \leq Sa \leq 0.81Sn$

● 重复精度(R) Repeatability precision (R)

是指在环境温度(23±5℃), 相对湿度为随机的, 供电电压为 $U_e \pm 5\%$, 在

8个小时的范围内进行测量所产生的有效作用距离的变化量: $R \leq 0.1Sn$

It is the convert value of the effective action distance that is measured in 8 hours when the ambient temperature is 23±5℃, relative humidity is random and the service voltage is $U_e \pm 5\%$: $R \leq 0.1Sn$

● 确保开关断开距离 Ensure the switch breaking distance

当检测片到开关感应面的距离大于倍的额定动作距离时, 确保开关断开。

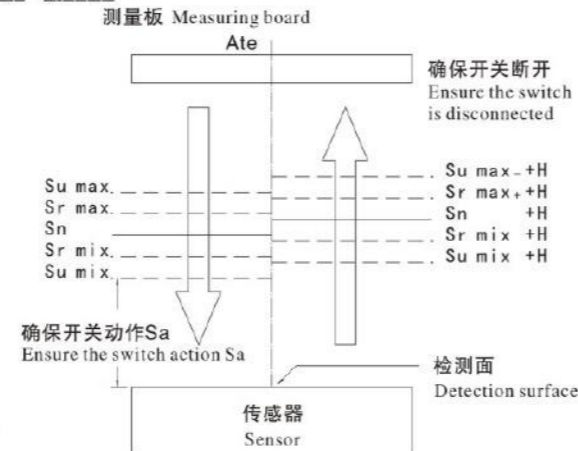
When the distance between the detection sheet and the switch inductive surface is larger than the rated action distance, ensure the switch is disconnected.

● 衰减作用 Attenuation

衰减系数是指某一种材料的动作距离相对于用S137号钢作检测片时减少了多少。

对于电感式接近开关而言, 检测片材料的导电性是影响衰减系数的主要参数。

Attenuation coefficient means how much the action distance of a certain kind of material is attenuated when S137 steel is used as detection sheet. For inductive type proximity switch, the electrical conductivity of the detection sheet material is the main parameter affecting attenuation coefficient.



电感式接近开关对部分材料衰减系数 Inductive proximity switch on the part of the material attenuation coefficient	
材料 Material	衰减系数 Attenuation Coefficient
钢 Steel	1.0
不锈钢 Stainless steel	0.85
铝 Aluminum	0.4
黄铜 Brass	0.4
铜 Bronze	0.3

电容式接近开关对部分材料衰减系数 Capacitive proximity switch on the part of the material attenuation coefficient	
材料 Material	衰减系数 Attenuation Coefficient
接地板 Earth plate	1.0
水 Water	1.0
酒精 Alcohol	0.75
陶瓷 Ceramic	0.6
PVC	0.45

● 空载电流(IO) No-load current (IO)

是指接近开关在没有负载时所测得的电流消耗。

It means the current consumption that is measured when the proximity switch is on no-load.

● 工作电流(IL) Operating current (IL)

是指开关在连续工作时的最大负载电流。

It means the maximum load current when the switch works continuously.

● 瞬间电流(IK) Instantaneous current (IK)

是指当开关闭合时不会损坏接近开关短时间内出现的允许电流。

It means the allowable current in a short time that doesn't ruin the switch when the switch is closed.

● 剩余电流(IR) Residual current (IR)

是指接近开关断开时流过负载的电流。

It means the current that goes through the load when the proximity switch is disconnected.

● 工作电压(UB) Operating voltage (UB)

是指工作电压的最大, 最小值; 在这个范围内接近开关可以保证安全工作。

It means the maximum and minimum of the operating voltage. In this range, the proximity switch can ensure the safe operation.

● 电压降(UD) Voltage drop (UD)

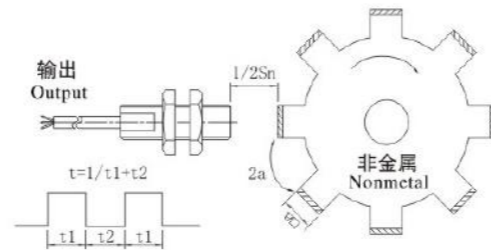
是指开关接通时在开关两端所测得的电压。

It means the voltage measured at the both ends of the switch when the switch is turned on.

● 工作频率(F) Operating frequency (F)

是指从衰减状态转变到无衰减状态的最大变换次数, 用赫兹(Hz)来表示。

It means the maximum switching times from the attenuation state to non-attenuation state, shown as Hz.



接近开关安装方法 Proximity switch installation method

● 圆柱型接近开关安装要求 Cylindrical type proximity switch

非屏蔽式接近开关可以获得最大的动作距离(与直径有关); 但为了防止开关周围的金属对开关影响, 开关感应头必须与周围的金属保持一定的间隙。(图1)

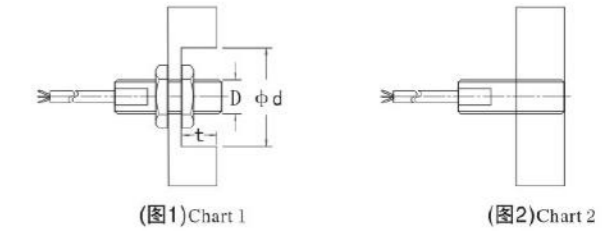
屏蔽式接近开关由于内部特殊的屏蔽作用, 使侧面径向的磁场减小, 感应距离大约是非屏蔽式的60%, 因此可以齐平安装在金属内。(图2)

磁式传感器不受安装条件的影响, 只要周围的材料不被磁化。

Non-screen shield type proximity switch can achieve the biggest action distance (related to the diameter); but in order to avoid the influence from the metal surrounding the switch to the switch, the switch inductive head must keep a certain space with the surrounding metal. (Chart 1)

The inside special screen shielding of the screen shield type proximity switch makes the magnetic field of side radial decrease and the sensing distance is about 60% that of the non-screen shield type, therefore it can be flush mounted inside the metal. (Chart 2)

Magnetic type sensor doesn't affected by the installation condition, as long as the surrounding materials aren't be magnetized.

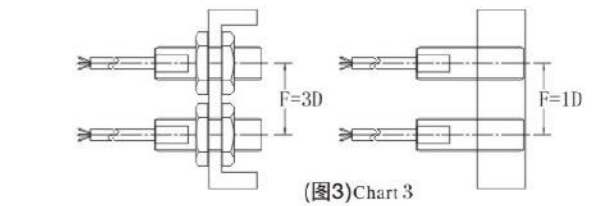


(图1)Chart 1

(图2)Chart 2

并排安装的影响(Influence of parallel installation (Chart 3)) 为了防止相互干扰, 必须保持相互间的最小距离。

To avoid mutual interference, the minimum distance between them must be kept.



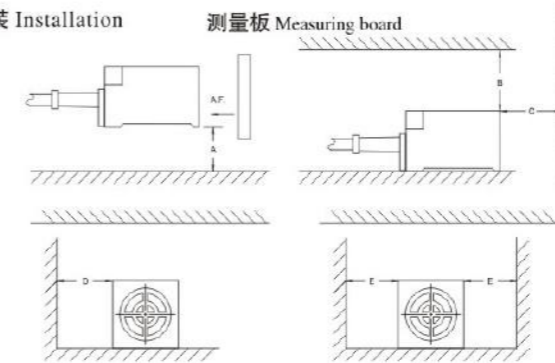
(图3)Chart 3

具体数据请参阅各种型号的使用说明书。

For detailed data, refer to the operation instruction of various types.

● 角型及方型接近开关安装要求 Horn type and the square of proximity switches installation requirements

安装 Installation



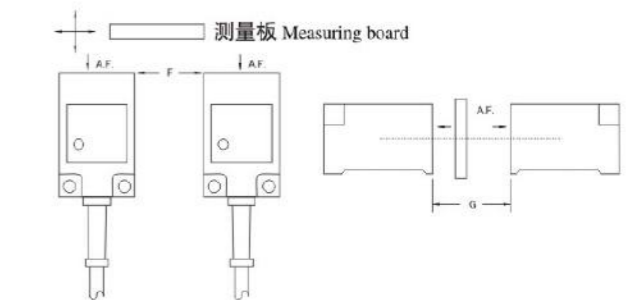
具体数据请参阅各种型号的使用说明书。

For detailed data, refer to the operation instruction of various types.

并排安装的影响 Influence of parallel installation

为了防止相互干扰, 必须保持相互间的最小距离。

To avoid mutual interference, the minimum distance between them must be kept.



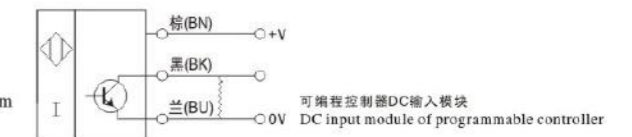
接近开关输出方式和电气特性 Proximity switch output way and electrical characteristics

● 接近开关与可编程控制器的连接

Connection between proximity switch and programmable controller

可与直流开关三线制NPN型输出

Can be connected with the proximity switch of DC switch three-wire system NPN type output



● 直流二线制NO或NC

DC two-wire system NO or NC

负载必须串联在传感器内进行工作, 有极性和短路保护功能; 在开路状态, 存在有很小的漏电流; 在闭路状态, 开关元件上有一个较小的电压降。

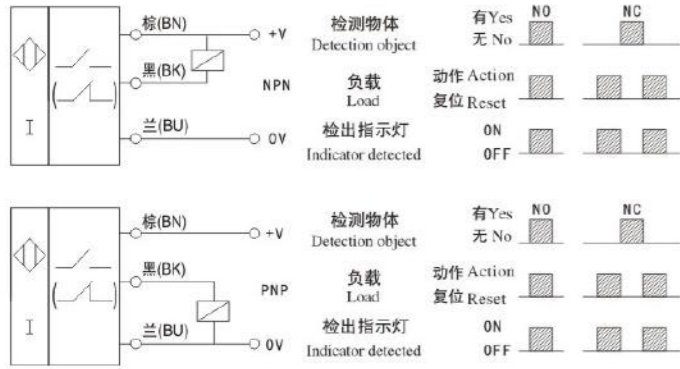
The load must be series connected inside the sensor and work, owning the functions of polarity and short-circuit protection. On open-circuit state, tiny leakage current exists, while on closed-circuit state, there is a minor voltage drop on the switch elements.



● 直流三线制(N,P型)NO或NC
DC three-wire system (N, P type) NO or NC

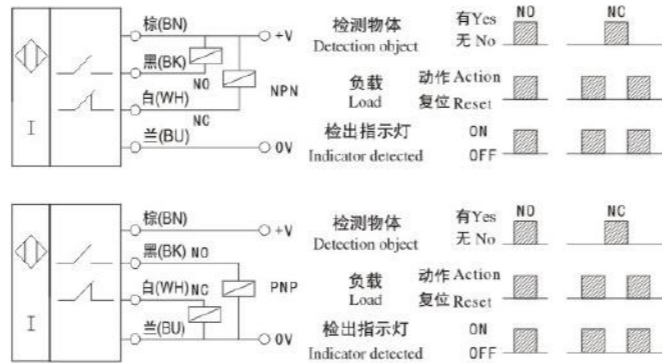
这些开关的负载和供电电源分开连接;有极性,短路和过载保护功能,剩余电流可以忽略。

The load of these switches connects separately with the power supply, owning the functions of polarity, short-circuit and over-load protection. The residual current can be neglected.



● 直流四线制(N,P型)NO+NC
DC four-wire system (N, P type) NO plus NC

这些开关可提供常开,常闭两组输出。
The switches can provide two groups of output NO and NC



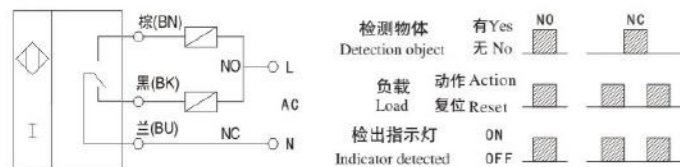
● 直流四线制(X型)
DC four-wire system (X type)

NPN,PNP,NO,NC四种输出方式可转换
The four output modes can be converted among NPN, PNP, NO and NC



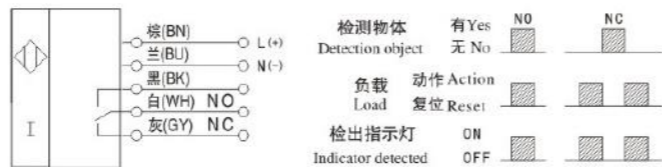
● 交流三线制NO+NC
AC three-wire system NO+NC

这些开关可提供常开,常闭两组输出。
The switches can provide two groups of output NO and NC



● 交流、直流五线制(继电器输出)NO+NC
Ac/Dc five wire (relay output) NO + NC

这些开关可提供常开,常闭两组继电器输出。
These switches can provide to often open, closed two group relay output.



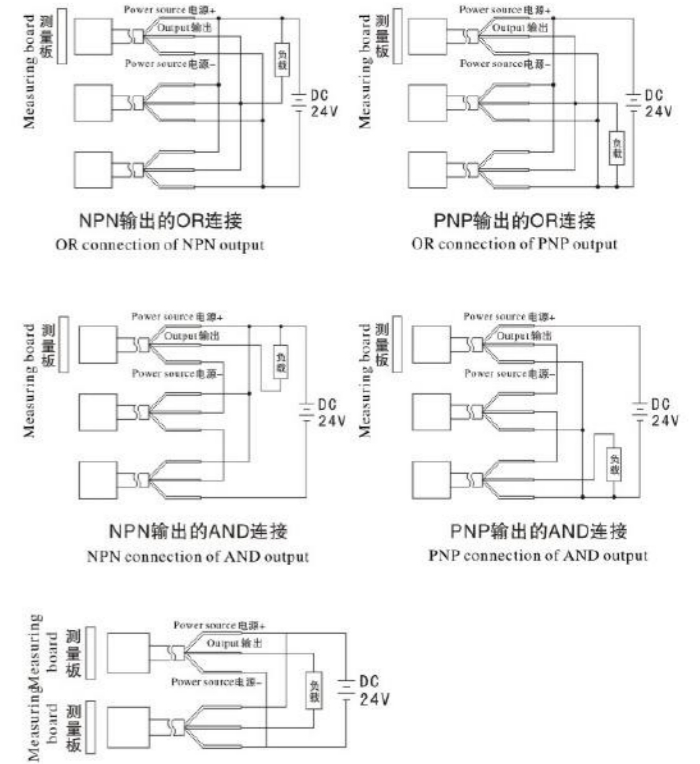
● 接近开关的并联、串联 Series and parallel connection of proximity switch
OR连接(NPN,PNP)型不可混杂使用,并联接近开关OR连接,任意一个接近开关动作就可驱动负载。接近开关的数量取决于漏电流的和,只要它不影响负载动作,就可多个连接。

OR connection (NPN and PNP types can be used mixed) series When the proximity switch is OR connected, the action of any proximity switch can drive load. The quantity of the proximity switches depends on the sum of leakage current. More connections are available given that it doesn't affect the loading action.

● AND连接(串联) AND connection (series)
当接近开关AND连接,全部的接近开关动作时可驱动负载。接近开关的数量取决于其饱和电压的和,只要它不影响接近开关的电源电压,就可多个连接。接近开关的响应频率为各个接近开关初始复位的累加。

When the proximity switch is AND connected, the action of all proximity switches can drive load. The quantity of the proximity switches depends on the sum of saturation voltage. More connections are available given that it doesn't affect the supply voltage of the proximity switch. The response frequency of the proximity switch is the accumulation of initialized reset of various proximity switch.

● 接近开关的并联、串联 Series and parallel connection of proximity switch
AND连接(串联)NPN,PNP混杂使用
AND connection (series) NPN, PNP mixed-use



接近开关使用注意事项 Promixity switches matters need attention

● 接通或断开电源时的注意事项 Cautions when connected or disconnected with the power supply
将接近开关与计数器,可编程控制器相连接时,其内部带有初始复位电路,不会有问题。请注意避免发生以下情况:
检测物体位于接近开关的检测距离附近;对于直流电压型和直流开关型接近开关,在电源接通(断开)时,时间常数出现大幅上升(下降)的情况;交流开关型接近开关在其电流接通(断开)时,有自激,噪音的情况下。

When connecting the proximity switch with the counter and the programmable controller, there isn't any problem because of the built-in initialized reset circuit. Please avoid the conditions mentioned below.
The detection object lies around the detection distance of the proximity switch; For DC voltage type and DC switch type, when power supply is turned on (turned off), time constant rises (drops) greatly; There is self-excitation and noise when the AC switch type proximity switch is power-on (off)

● 电容、灯负载 Capacitor, light load
接近开关不能把电容、灯等突升电流较大的负荷作为与其直流连接的负载;请通过继电器连接或串联一限流电阻。限流电阻R设定的峰值电流在接近开关的负载电流内一限流电阻;请务必经过负载进行连接。
The proximity switch can't have the capacitor or light that has larger jumping current as the load directly connected to be connected through a relay or series connected with a current-limiting resistance. The peak current set by current-limiting resistance R is within the load current of the proximity switch; Make sure to connect through load.

$$\frac{\text{电源电压V}}{\text{接近开关的最大负荷电流mA}} \leq R(K\Omega)$$

$$\frac{\text{Supply voltage V}}{\text{Peak load current value of proximity switch mA}} \leq R(K\Omega)$$

$$\frac{\text{电源电压}^2}{\leq R(K\Omega)} \times 2\text{倍以上}$$

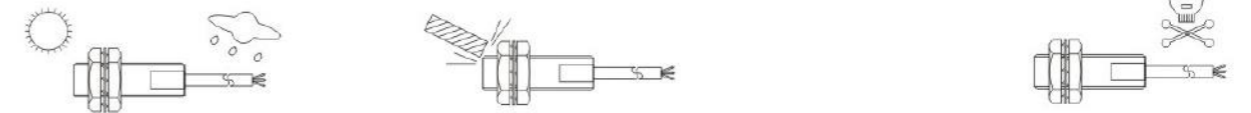
$$\frac{\text{Supply voltage}^2}{\leq R(K\Omega)} \times 2\text{ times above}$$

● 接近开关安装注意事项 Installation notice of proximity switch

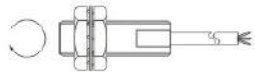
请不要在露天环境中使用,必要时请使用保护罩。
Don't use it in the open air, and use a protective cover, if necessary.

请不要用硬的物体撞击检测面,必要时请使用保护罩。
Don't knock the detection surface with hard objects and use a protective cover, if necessary.

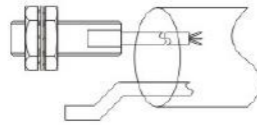
请不要在有腐蚀性物品的环境中使用。
Don't use it in the environment with corrosive objects.



请不要用大力量紧固，紧固时，请使用弹垫紧固。
Don't fasten it with a big force, but fasten it with spring washer



接近开关的配线应单独配金属软管，请不要与动力线，动力线一起在同一金属软管内。
The proximity switch must be equipped individually with metal flexible pipe, and don't make it with the electric line and power line in the same metal flexible pipe



请不要用大力量拉伸接近开关的电源线。
Don't stretch the power line of the proximity switch with a big force.



接近、光电开关应用实例 Application Examples Proximity Switch and Photoelectric Switch

<p>1. 厚纸箱检测 Thick carton detection</p> <p>一捆不能安装传感器时，采用漫反射式光电开关 Use photoelectric switch with diffuse reflection when the sensor can't be mounted on one side</p> <p>内置电源型光电开关 Built-in power type photoelectric switch</p> <p>漫反射式光电开关 Photoelectric switch with diffuse reflection</p>	<p>2. 起重机的报警装置 Alarm device of the crane</p> <p>起重机的方向判断和进入危险区的检测 The direction judgment of the crane and the detection of the approach into the dangerous zone</p> <p>槽型光电开关 槽型光电开关 Slot type photoelectric switch</p> <p>起重机 Crane</p> <p>输出 Output</p> <p>槽型光电开关 Slot type photoelectric switch</p>	<p>3. 啤酒瓶的有标签检测 Tag detection of the beer bottle</p> <p>用反射式光电开关检测啤酒瓶，用对射式光电开关检测有标签 Check the beer bottle with the reflection type photoelectric switch, and check whether there is a tag with the correlation type photoelectric switch</p> <p>反射式光电开关，对射式光电开关 Reflection type photoelectric switch, correlation type photoelectric switch</p>	<p>4. 镜面的稳定检测 Steady detection of mirror surface object</p> <p>按MS功能，镜面体也能毫无误动作地稳定检测。 It's available for mirror surface object to undertake steady detection without any misoperation in terms of function MSR</p> <p>反射器 Reflector</p> <p>反射式光电开关 Reflection type photoelectric switch</p>	<p>5. 玻璃管内的水位检测 Water level detection inside glass tube</p> <p>把接收器和发射器稍微错开角度安装，仅接收器上透镜是关键。水位下降时则变成遮光状态，可实现精度为1mm的水位检测。 Mount the light projector and the light receptor at a slightly staggered angle and the lens on the light projector is the key point. The water level drops, it turns into lightproof state, and the precision of water level detection is up to 1mm.</p> <p>对射式光纤传感器 Correlation type optical fiber sensor</p>
<p>6. 气密检测 Gastight detection</p> <p>衬底为半透明时，用对射式可检测。 When the substrate is translucent, undertake detection with correlation type.</p> <p>光纤对射式光电开关 Optical fiber correlation type photoelectric switch</p>	<p>7. 标志检测 Mark detection</p> <p>标志传感器 Mark sensor</p>	<p>8. 倾角检测 Inclination detection</p> <p>漫反射式光电开关 Photoelectric switch with diffuse reflection</p>	<p>9. 机器人工作区安全检测 Safety detection in robot work area</p> <p>安全光幕传感器 Safety optical veiling sensor</p>	<p>10. 机加工中心的各种位置检测 Various position detection in machining centre</p> <p>圆柱型接近开关 Cylindrical type proximity switch</p>
<p>11. 动作时凸轮检出 Action sequence cam detection</p> <p>扁平型接近开关 Flat type proximity switch</p>	<p>12. 脉冲发生器 Pulsar</p> <p>槽型接近开关 Slot type proximity switch</p>	<p>13. 瓶盖检测 Bottle cap detection</p> <p>温水洗净 Clean with warm water</p> <p>多温环境 Multi-temperature environment</p> <p>防水型接近开关 Water-proof type proximity switch</p>	<p>14. 磨床挡块检测 Grinder stop detection</p> <p>防水型接近开关 Water-proof type proximity switch</p>	<p>15. 检测纸包装内有无牛奶 Detect whether there is milk inside the paper packer</p> <p>电容式接近开关 Capacitive type proximity switch</p>

全能型能与图尔克、倍加福各相同品种直接替换 All-purpose type, which can directly substitute the same type of P+F and TURCK

- 电源反接保护、短路保护，可直接与PLC相联接
- 新增电流过载保护，元器件采用进口芯片
- 长寿命和高可靠性，耐环境性强
- 红色LED显示可以检测传感器工作状态
- 全螺纹形，增大了安装空间；可直接用扳手夹钳
- 增加外壳强度和断线的对策
- IP67防护结构(IEC规格)
- 使用前请先阅读产品说明书的“注意事项”

Power supply reversal connection protection; short-circuit protection, can directly connect with PLC
Newly added current over-load protection; the elements are made of imported chip
Long service life, high reliability and strong resistance property to environment
Red LED indicates that it's available to detect the sensor operating state
Full thread shape to enlarge the installation space; can use wrench and clamp directly
Countermeasure to improve the housing intensity and
IP67 protection structure (IEC specification)
Read the "Matters needing attention" of the Product Instruction before use



型号规格 Type and Specification

尺寸 Dimension		M8		M12		M18		M30			
安装方式 Mounting way		屏蔽式 Screen shield type	非屏蔽式 Non-screen shield type	屏蔽式 Screen shield type	非屏蔽式 Non-screen shield type	屏蔽式 Screen shield type	非屏蔽式 Non-screen shield type	屏蔽式 Screen shield type	非屏蔽式 Non-screen shield type		
直流型 DC type	N	NO	Bi1.5-M8-AN6X	Ni2-M8-AN6X	Bi2-M12-AN6X	Ni4-M12-AN6X	Bi5-M18-AN6X	Ni8-M18-AN6X	Bi10-M30-AN6X	Ni15-M30-AN6X	
		NC	Bi1.5-M8-RN6X	Ni2-M8-RN6X	Bi2-M12-RN6X	Ni4-M12-RN6X	Bi5-M18-RN6X	Ni8-M18-RN6X	Bi10-M30-RN6X	Ni15-M30-RN6X	
	P	NO+NC									
		NO	Bi1.5-M8-AP6X	Ni2-M8-AP6X	Bi2-M12-AP6X	Ni4-M12-AP6X	Bi5-M18-AP6X	Ni8-M18-AP6X	Bi10-M30-AP6X	Ni15-M30-AP6X	
	N	NO	Bi1.5-M8-RP6X	Ni2-M8-RP6X	Bi2-M12-RP6X	Ni4-M12-RP6X	Bi5-M18-RP6X	Ni8-M18-RP6X	Bi10-M30-RP6X	Ni15-M30-RP6X	
		NO+NC									
	二 线	NO	Bi1.5-M8-AD4X	Ni2-M8-AD4X	Bi2-M12-AD4X	Ni4-M12-AD4X	Bi5-M18-AD4X	Ni8-M18-AD4X	Bi10-M30-AD4X	Ni15-M30-AD4X	
		NC	Bi1.5-M8-RD4X	Ni2-M8-RD4X	Bi2-M12-RD4X	Ni4-M12-RD4X	Bi5-M18-RD4X	Ni8-M18-RD4X	Bi10-M30-RD4X	Ni15-M30-RD4X	
	交 流 型 AC type	二 线	NO	Bi1.5-M8-AZ3X	Ni2-M8-AZ3X	Bi2-M12-AZ3X	Ni4-M12-AZ3X	Bi5-M18-AZ3X	Ni8-M18-AZ3X	Bi10-M30-AZ3X	Ni15-M30-AZ3X
			NC	Bi1.5-M8-RZ3X	Ni2-M8-RZ3X	Bi2-M12-RZ3X	Ni4-M12-RZ3X	Bi5-M18-RZ3X	Ni8-M18-RZ3X	Bi10-M30-RZ3X	Ni15-M30-RZ3X
	NO+NC										
检测距离 Detection distance		1.5mm±10%	2mm±10%	2mm±10%	4mm±10%	5mm±10%	8mm±10%	10mm±10%	15mm±10%		
设定距离 Set distance		0~1.2mm	0~1.6mm	0~1.6mm	0~3.2mm	0~4mm	0~7mm	0~8mm	0~13mm		
标准检测物体 Standard detection object		铁8×8×1mm	铁12×12×1mm	铁12×12×1mm	铁15×15×1mm	铁18×18×1mm	铁30×30×1mm	铁30×30×1mm	铁54×54×1mm		
响应频率 Response frequency		DC: 0.5kHz AC: 25Hz	DC: 0.5kHz AC: 25Hz	DC: 0.5kHz AC: 25Hz	DC: 0.5kHz AC: 25Hz	DC: 0.5kHz AC: 25Hz	DC: 0.5kHz AC: 25Hz	DC: 0.5kHz AC: 25Hz	DC: 0.5kHz AC: 25Hz		
图例 Illustration		图1 Chart 1	图2 Chart 2	图3 Chart 3	图4 Chart 4	图5 Chart 5	图6 Chart 6	图7 Chart 7	图8 Chart 8		

型号规格 Type and Specification

尺寸 Dimension		M8		M12		M18		M30			
安装方式 Mounting way		屏蔽式 Screen shield type	非屏蔽式 Non-screen shield type	屏蔽式 Screen shield type	非屏蔽式 Non-screen shield type	屏蔽式 Screen shield type	非屏蔽式 Non-screen shield type	非屏蔽式 Non-screen shield type	非屏蔽式 Non-screen shield type		
直流型 DC type	N	NO	NBB1.5-8GM50-E0	NBN2-8GM50-E0	NBB2-12GM50-E0	NBN4-12GM50-E0	NBB5-18GM50-E0	NBN8-18GM50-E0	NBB10-30GM50-E0	NBN15-30GM50-E0	
		NC									
	P	NO+NC									
		NO	NBB1.5-8GM50-E2	NBN2-8GM50-E2	NBB2-12GM50-E2	NBN4-12GM50-E2	NBB5-18GM50-E2	NBN8-18GM50-E2	NBB10-30GM50-E2	NBN15-30GM50-E2	
	N	NO									
		NO+NC									
	二 线	NO	NBB1.5-8GM50-Z0	NBN2-8GM50-Z0	NBB2-12GM50-Z0	NBN4-12GM50-Z0	NBB5-18GM50-Z0	NBN8-18GM50-Z0	NBB10-30GM50-Z0	NBN15-30GM50-Z0	
		NC									
	交 流 型 AC type	二 线	NO			NBB2-12GM50-A0	NBN4-12GM50-A0	NBB5-18GM50-A0	NBN8-18GM50-A0	NBB10-30GM50-A0	NBN15-30GM50-A0
			NC			NBB2-12GM50-A2	NBN4-12GM50-A2	NBB5-18GM50-A2	NBN8-18GM50-A2	NBB10-30GM50-A2	NBN15-30GM50-A2
	NO+NC										
检测距离 Detection distance		1.5mm±10%	2mm±10%	2mm±10%	4mm±10%	5mm±10%	8mm±10%	10mm±10%	15mm±10%		
设定距离 Set distance		0~1.2mm	0~1.6mm	0~1.6mm	0~3.2mm	0~4mm	0~7mm	0~8mm	0~13mm		
标准检测物体 Standard detection object		铁8×8×1mm	铁12×12×1mm	铁12×12×1mm	铁15×15×1mm	铁18×18×1mm	铁30×30×1mm	铁30×30×1mm	铁50×50×1mm		
响应频率 Response frequency		DC: 0.5kHz AC: 25Hz	DC: 0.5kHz AC: 25Hz	DC: 0.5kHz AC: 25Hz	DC: 0.5kHz AC: 25Hz	DC: 0.5kHz AC: 25Hz	DC: 0.5kHz AC: 25Hz	DC: 0.5kHz AC: 25Hz	DC: 0.5kHz AC: 25Hz		
图例 Illustration		图9 Chart 9	图10 Chart 10	图11 Chart 11	图12 Chart 12	图13 Chart 13	图14 Chart 14	图15 Chart 15	图16 Chart 16		

特性参数 Characteristic parameters

滞后距离: 检测距离的10%以下
检测物体: 磁性金属(非磁性金属时检测距离减小)
电源电压: 直流型: DC12~24V(6~36V)脉冲(P-P)10%以下, 交流型: AC110~220V(36~250V)50/60Hz
消耗电流: N.P型: 13mA以下, D型: 0.8mA以下, A型: 1.7mA以下
控制输出: N.P型: 300mA以下, D型: 200mA以下, A型: 400mA以下
回路保护: N.P.D型: 逆连接保护、浪涌吸收、负载短路保护, A型: 浪涌吸收
环境温、湿度: 动作时、保存时: 各-30~+65℃ (不结冰、不结露), 动作时、保存时: 各35~95%RH
绝缘阻抗: 50MΩ以上(DC500兆欧表)充电部分与外壳间
耐压: AC1000V 50/60Hz 1min充电部分与外壳间
温度的影响: 温度范围-30~+65℃, +23℃时, ±15%检测距离以内, 温度范围-25~+60℃, +23℃时, ±10%检测距离以内
电压的影响: 额定电源电压范围±15%以内、额定电源电压值时±10%检测距离以内
保护构造: IP67(IEC规格)
材质: (外壳: 黄铜镀锌) (检测面: ABS)

Delay distance: 10% below of the detection distance
Detection object: Magnetic metal (the detection distance decreases when it is non-magnetic metal)
Supply voltage: DC type: DC12~24V(6~36V) Impulse (p-p) 10% below, AC type: AC110~220V (36~250V) 50/60Hz
Consumption current: N.P type: 13mA below, D type: 0.8mA below, A type: 1.7mA below
Control output: N.P type: 300mA below, D type: 200mA below, A type: 400mA below
Loop protection: N.P.D type: reversal connection protection, surge absorption, load short-circuit protection, A type: surge absorption
Ambient temperature & humidity: During operation, storage: individually -30~+65℃ (no freeze, no dew), During operation, storage: individually 35~95%RH
Insulation impedance: 50MΩ above (DC500 megameter) between charging part and housing
Withstand voltage: AC1000V 50/60Hz 1min between charging part and housing
Temperature influence: Temperature range -30~+65℃, at +23℃, ±15% detection distance, temperature range -25~+60℃, at +23℃, ±10% detection distance
Voltage influence: Inside ±15% rated supply voltage range, at rated supply voltage value, inside ±10% detection distance
Protection structure: IP67 (IEC specification)
Material: (Housing: Nickel plated brass), (Detection surface: ABS).

外形尺寸(mm) External dimension

Chart 1 图1 Bi1.5-M8-□ 	Chart 2 图2 Ni2-M8-□
Chart 3 图3 Bi2-M12-□ 	Chart 4 图4 Ni4-M12-□
Chart 5 图5 Bi5-M18-□ 	Chart 6 图6 Ni8-M18-□
Chart 7 图7 Bi10-M30-□ 	Chart 8 图8 Ni15-M30-□
Chart 9 图9 NBB1.5-8GM50-□ 	Chart 10 图10 NBN2-8GM50-□
Chart 11 图11 NBB2-12GM50-□ 	Chart 12 图12 NBN4-12GM50-□
Chart 13 图13 NBB5-18GM50-□ 	Chart 14 图14 NBN8-18GM50-□
Chart 15 图15 NBB10-30GM50-□ 	Chart 16 图16 NBN15-30GM50-□

可视型能与奥托尼、欧姆龙克斯相同品种直接替换 Visible type, can be the direct substitution of the same types of Omron and Autonics

- 电源反接保护、短路保护, 可直接与PLC相联接 Power supply reversal connection protection; short-circuit protection, can directly connect with PLC
- 长寿命和高可靠性, 耐环境性强 Long service life, high reliability and strong resistance property to environment
- 增加外壳强度 Countermeasure to improve the housing intensity
- IP67防护结构(IEC规格) IP67 protection structure (IEC specification)
- 使用前请先阅读产品说明书的“注意事项” Read the "Matters needing attention" of the Product Instruction before use



型号规格 Type and Specification

尺寸 Dimension	M8		M12		M18		M30			
安装方式 Mounting way	屏蔽式 Screen shield type	非屏蔽式 Non-screen shield type	屏蔽式 Screen shield type	非屏蔽式 Non-screen shield type	屏蔽式 Screen shield type	非屏蔽式 Non-screen shield type	屏蔽式 Screen shield type	非屏蔽式 Non-screen shield type		
直流型 DC type	N	NO	PR08-1.5DN	PR08-2DN	PR12-2DN	PR12-4DN	PR18-5DN	PR18-8DN	PR30-10DN	PR30-15DN
		NC	PR08-1.5DN2	PR08-2DN2	PR12-2DN2	PR12-4DN2	PR18-5DN2	PR18-8DN2	PR30-10DN2	PR30-15DN2
	P	NO+NC								
		NO	PR08-1.5DP	PR08-2DP	PR12-2DP	PR12-4DP	PR18-5DP	PR18-8DP	PR30-10DP	PR30-15DP
	N	NC	PR08-1.5DP2	PR08-2DP2	PR12-2DP2	PR12-4DP2	PR18-5DP2	PR18-8DP2	PR30-10DP2	PR30-15DP2
		NO+NC								
交流型 AC type	二 线 2-wire	NO	PR08-1.5DO	PR08-2DO	PR12-2DO	PR12-4DO	PR18-5DO	PR18-8DO	PR30-10DO	PR30-15DO
		NC	PR08-1.5DC	PR08-2DC	PR12-2DC	PR12-4DC	PR18-5DC	PR18-8DC	PR30-10DC	PR30-15DC
	二 线 2-wire	NO			PR12-2AO	PR12-4AO	PR18-5AO	PR18-8AO	PR30-10AO	PR30-15AO
		NC			PR12-2AC	PR12-4AC	PR18-5AC	PR18-8AC	PR30-10AC	PR30-15AC
	三 线 3-wire	NO+NC								
		NO								
检测距离 Detection distance	1.5mm±10%	2mm±10%	2mm±10%	4mm±10%	5mm±10%	8mm±10%	10mm±10%	15mm±10%		
设定距离 Set distance	0~1.2mm	0~1.6mm	0~1.6mm	0~3.2mm	0~4mm	0~7mm	0~8mm	0~13mm		
标准检测物体 Standard detection object	铁8×8×1mm	铁12×12×1mm	铁12×12×1mm	铁15×15×1mm	铁18×18×1mm	铁30×30×1mm	铁30×30×1mm	铁54×54×1mm		
响应频率 Response frequency	DC: 0.5kHz AC: 25Hz	DC: 0.5kHz AC: 25Hz	DC: 0.5kHz AC: 25Hz	DC: 0.5kHz AC: 25Hz	DC: 0.5kHz AC: 25Hz	DC: 0.5kHz AC: 25Hz	DC: 0.5kHz AC: 25Hz	DC: 0.5kHz AC: 25Hz		
图例 Illustration	图17 Chart 17	图18 Chart 18	图19 Chart 19	图20 Chart 20	图21 Chart 21	图22 Chart 22	图23 Chart 23	图24 Chart 24		

型号规格 Type and Specification

尺寸 Dimension	M8		M12		M18		M30			
安装方式 Mounting way	屏蔽式 Screen shield type	非屏蔽式 Non-screen shield type	屏蔽式 Screen shield type	非屏蔽式 Non-screen shield type	屏蔽式 Screen shield type	非屏蔽式 Non-screen shield type	屏蔽式 Screen shield type	非屏蔽式 Non-screen shield type		
直流型 DC type	N	NO	E2E-X1R5E1	E2E-X2ME1	E2E-X2E1	E2E-X5ME1	E2E-X5E1	E2E-X10ME1	E2E-X10E1	E2E-X18ME1
		NC	E2E-X1R5E2	E2E-X2ME2	E2E-X2E2	E2E-X5ME2	E2E-X5E2	E2E-X10ME2	E2E-X10E2	E2E-X18ME2
	P	NO+NC								
		NO	E2E-X1R5F1	E2E-X2MF1	E2E-X2F1	E2E-X5MF1	E2E-X5F1	E2E-X10MF1	E2E-X10F1	E2E-X18MF1
	N	NC	E2E-X1R5F2	E2E-X2MF2	E2E-X2F2	E2E-X5MF2	E2E-X5F2	E2E-X10MF2	E2E-X10F2	E2E-X18MF2
		NO+NC								
交流型 AC type	二 线 2-wire	NO	E2E-X1R5D1	E2E-X2MD1	E2E-X2D1	E2E-X5MD1	E2E-X5D1	E2E-X10MD1	E2E-X10D1	E2E-X18MD1
		NC	E2E-X1R5D2	E2E-X2MD2	E2E-X2D2	E2E-X5MD2	E2E-X5D2	E2E-X10MD2	E2E-X10D2	E2E-X18MD2
	二 线 2-wire	NO			E2E-X2Y1	E2E-X5MY1	E2E-X5Y1	E2E-X10MY1	E2E-X10Y1	E2E-X18MY1
		NC			E2E-X2Y2	E2E-X5MY2	E2E-X5Y2	E2E-X10MY2	E2E-X10Y2	E2E-X18MY2
	三 线 3-wire	NO+NC								
		NO								
检测距离 Detection distance	1.5mm±10%	2mm±10%	2mm±10%	5mm±10%	5mm±10%	10mm±10%	10mm±10%	18mm±10%		
设定距离 Set distance	0~1.2mm	0~1.6mm	0~1.6mm	0~4mm	0~4mm	0~8mm	0~8mm	0~16mm		
标准检测物体 Standard detection object	铁8×8×1mm	铁12×12×1mm	铁12×12×1mm	铁15×15×1mm	铁18×18×1mm	铁30×30×1mm	铁30×30×1mm	铁54×54×1mm		
响应频率 Response frequency	DC: 0.5kHz AC: 25Hz	DC: 0.5kHz AC: 25Hz	DC: 0.5kHz AC: 25Hz	DC: 0.5kHz AC: 25Hz	DC: 0.5kHz AC: 25Hz	DC: 0.5kHz AC: 25Hz	DC: 0.5kHz AC: 25Hz	DC: 0.5kHz AC: 25Hz		
图例 Illustration	图25 Chart 25	图26 Chart 26	图27 Chart 27	图28 Chart 28	图29 Chart 29	图30 Chart 30	图31 Chart 31	图32 Chart 32		

特性参数 Characteristic parameters

滞后距离: 检测距离的10%以下
检测物体: 磁性金属(非磁性金属时检测距离减小)
电源电压: 直流型: DC12~24V(6~36V)脉冲(P-P)10%以下, 交流型: AC110~220V(36~250V)50/60Hz
消耗电流: N.P型: 13mA以下, D型: 0.8mA以下, A型: 1.7mA以下
控制输出: N.P型: 300mA以下, D型: 200mA以下, A型: 400mA以下
回路保护: N.P.D型: 逆连接保护、浪涌吸收、负载短路保护, A型: 浪涌吸收
环境温、湿度: 动作时、保存时: 各-30~+65℃ (不结冰、不结露), 动作时、保存时: 各35~95%RH
绝缘阻抗: 50MΩ以上(DC500兆欧表)充电部分与外壳间
耐电压: AC1000V 50/60Hz 1min充电部分与外壳间
温度的影响: 温度范围-30~+65℃, +23℃时, ±15%检测距离以内, 温度范围-25~+60℃, +23℃时, ±10%检测距离以内
电压的影响: 额定电源电压范围±15%以内、额定电源电压值时±10%检测距离以内
保护构造: IP67(IEC规格)
材质: (外壳: 黄铜镀镍) (检测面: ABS)

Delay distance: 10% below of the detection distance
Detection object: Magnetic metal (the detection distance decreases when it is non-magnetic metal)
Supply voltage: DC type: DC12~24V(6~36V) Impulse (p-p) 10% below, AC type: AC110~220V (36~250V) 50/60Hz
Consumption current: N.P type: 13mA below, D type: 0.8mA below, A type: 1.7mA below
Control output: N.P type: 300mA below, D type: 200mA below, A type: 400mA below
Loop protection: N.P.D type: reversal connection protection, surge absorption, load short-circuit protection, A type: surge absorption
Ambient temperature & humidity: During operation, storage: individually -30~+65℃ (no freeze, no dew), During operation, storage: individually 35~95%RH
Insulation impedance: 50MΩ above (DC500 megameter) between charging part and housing
Withstand voltage: AC1000V 50/60Hz 1min between charging part and housing
Temperature influence: Temperature range -30~+65℃, at +23℃, ±15% detection distance; temperature range -25~+60℃, at +23℃, ±10% detection distance
Voltage influence: Inside ±15% rated supply voltage range, at rated supply voltage value, inside ±10% detection distance
Protection structure: IP67 (IEC specification)
Material: (Housing: Nickel plated brass), (Detection surface: ABS).

外形尺寸(mm) External dimension

Chart 17 图17	PR08-1.5□	Chart 18 图18	PR08-2□
Chart 19 图19	PR12-2□	Chart 20 图20	PR12-4□
Chart 21 图21	PR18-5□	Chart 22 图22	PR18-8□
Chart 23 图23	PR30-10□	Chart 24 图24	PR30-15□
Chart 25 图25	E2E-X1R5□	Chart 26 图26	E2E-X2M□
Chart 27 图27	E2E-X2□	Chart 28 图28	E2E-X5M□
Chart 29 图29	E2E-X5□	Chart 30 图30	E2E-X10M□
Chart 31 图31	E2E-X10□	Chart 32 图32	E2E-X18M□

圆柱型能与国内外各相同品种直接替换 Cylinder type, can be the direct substitution of the same type both at home and abroad

- 电源反接保护、短路保护, 可直接与PLC相联接 Power supply reversal connection protection; short-circuit protection, can directly connect with PLC
- 普通场合使用, 耐环境性能中等 Used in common places with medium environment resistance
- 红色LED显示可以检测传感器工作状态 Red LED indicates that it's available to detect the sensor operating state
- 经济并且简单的操作 Economic and simple operation
- 应用广泛, 可替换小型开关和限位开关 Widely used, can be the substitution of min-type switch and limiting switch
- IP67防护结构(IEC规格) IP67 protection structure (IEC specification)
- 使用前请先阅读产品说明书的“注意事项” Read the "Matters needing attention" of the Product Instruction before use



型号规格 Type and Specification

尺寸 Dimension	Φ4 (LJ4)	M5 (LJ5)	Φ6 (LJ6)	M8 (LJ8)		M10 (LJ10)
安装方式 Mounting way	屏蔽式 Screen shield type	屏蔽式 Screen shield type	屏蔽式 Screen shield type	非屏蔽式 Non-screen shield type	屏蔽式 Screen shield type	非屏蔽式 Non-screen shield type
直流型 DC type	N	LJ4A3-1-Z/BX	LJ5A3-1-Z/BX	LJ6A3-1-Z/BX	LJ8A3-1-Z/BX	LJ10A3-2-Z/BX
	P	LJ4A3-1-Z/AX	LJ5A3-1-Z/AX	LJ6A3-1-Z/AX	LJ8A3-1-Z/AX	LJ10A3-2-Z/AX
	N	NO				
	P	NC				
	N	NO+NC				
	P	NO+NC				
交流型 AC type	二 线 Two-wire	LJ4A3-1-Z/BY	LJ5A3-1-Z/BY	LJ6A3-1-Z/BY	LJ8A3-1-Z/BY	LJ10A3-2-Z/BY
	二 线 Two-wire	LJ4A3-1-Z/AY	LJ5A3-1-Z/AY	LJ6A3-1-Z/AY	LJ8A3-1-Z/AY	LJ10A3-2-Z/AY
	二 线 Two-wire	NO		LJ6A3-1-Z/EX	LJ8A3-2-Z/EX	LJ10A3-2-Z/EX
	二 线 Two-wire	NC		LJ6A3-1-Z/DX	LJ8A3-2-Z/DX	LJ10A3-2-Z/DX
	三 线 Three-wire	NO		LJ6A3-1-J/EZ	LJ8A3-1-J/EZ	LJ10A3-2-J/EZ
	三 线 Three-wire	NC		LJ6A3-1-J/DZ	LJ8A3-2-J/DZ	LJ10A3-2-J/DZ
检测距离 Detection distance	1mm±10%	1mm±10%	1.5mm±10%	2mm±10%	1.5mm±10%	2mm±10%
设定距离 Set distance	0~0.7mm	0~0.7mm	0~1.2mm	0~1.6mm	0~1.2mm	0~1.6mm
标准检测物体 Standard detection object	铁5×5×1mm	铁5×5×1mm	铁8×8×1mm	铁12×12×1mm	铁8×8×1mm	铁12×12×1mm
响应频率 Response frequency	DC: 0.5kHz AC: 25Hz	DC: 0.5kHz AC: 25Hz	DC: 0.5kHz AC: 25Hz	DC: 0.5kHz AC: 25Hz	DC: 0.5kHz AC: 25Hz	DC: 0.5kHz AC: 25Hz
图例 Illustration	图33 Chart 33	图34 Chart 34	图35 Chart 35	图36 Chart 36	图37 Chart 37	图38 Chart 38

型号规格 Type and Specification

尺寸 Dimension	M12 (LJ12)		M18 (LJ18)		M24 (LJ24)		M30 (LJ30)	
安装方式 Mounting way	屏蔽式 Screen shield type	非屏蔽式 Non-screen shield type	屏蔽式 Screen shield type	非屏蔽式 Non-screen shield type	屏蔽式 Screen shield type	非屏蔽式 Non-screen shield type	屏蔽式 Screen shield type	非屏蔽式 Non-screen shield type
直流型 DC type	N	LJ12A3-2-Z/BX	LJ12A3-4-Z/BX	LJ18A3-5-Z/BX	LJ18A3-8-Z/BX	LJ24A3-6-Z/BX	LJ24A3-10-Z/BX	LJ30A3-10-Z/BX
	P	LJ12A3-2-Z/AX	LJ12A3-4-Z/AX	LJ18A3-5-Z/AX	LJ18A3-8-Z/AX	LJ24A3-6-Z/AX	LJ24A3-10-Z/AX	LJ30A3-10-Z/AX
	N	NO+NC		LJ12A3-4-Z/CX	LJ18A3-5-Z/CX	LJ24A3-6-Z/CX	LJ24A3-10-Z/CX	LJ30A3-10-Z/CX
	P	NO		LJ12A3-4-Z/BY	LJ18A3-5-Z/BY	LJ24A3-6-Z/BY	LJ24A3-10-Z/BY	LJ30A3-10-Z/BY
	N	NC		LJ12A3-4-Z/AY	LJ18A3-5-Z/AY	LJ24A3-6-Z/AY	LJ24A3-10-Z/AY	LJ30A3-10-Z/AY
	P	NO+NC		LJ12A3-4-Z/CY	LJ18A3-5-Z/CY	LJ24A3-6-Z/CY	LJ24A3-10-Z/CY	LJ30A3-10-Z/CY
交流型 AC type	二 线 Two-wire	LJ12A3-2-Z/EX	LJ12A3-4-Z/EX	LJ18A3-5-Z/EX	LJ18A3-8-Z/EX	LJ24A3-6-Z/EX	LJ24A3-10-Z/EX	LJ30A3-15-Z/EX
	二 线 Two-wire	LJ12A3-2-Z/DX	LJ12A3-4-Z/DX	LJ18A3-5-Z/DX	LJ18A3-8-Z/DX	LJ24A3-6-Z/DX	LJ24A3-10-Z/DX	LJ30A3-15-Z/DX
	二 线 Two-wire	NO		LJ12A3-4-J/EZ	LJ18A3-5-J/EZ	LJ24A3-6-J/EZ	LJ24A3-10-J/EZ	LJ30A3-15-J/EZ
	二 线 Two-wire	NC		LJ12A3-4-J/DZ	LJ18A3-5-J/DZ	LJ24A3-6-J/DZ	LJ24A3-10-J/DZ	LJ30A3-15-J/DZ
	三 线 Three-wire	NO		LJ18A3-5-J/EDZ	LJ18A3-8-J/EDZ	LJ24A3-6-J/EDZ	LJ24A3-10-J/EDZ	LJ30A3-15-J/EDZ
	三 线 Three-wire	NO+NC						
检测距离 Detection distance	2mm±10%	4mm±10%	5mm±10%	8mm±10%	8mm±10%	10mm±10%	10mm±10%	15mm±10%
设定距离 Set distance	0~1.6mm	0~3.6mm	0~4mm	0~7mm	0~7mm	0~8mm	0~8mm	0~13mm
标准检测物体 Standard detection object	铁12×12×1mm	铁15×15×1mm	铁18×18×1mm	铁30×30×1mm	铁24×24×1mm	铁30×30×1mm	铁30×30×1mm	铁54×54×1mm
响应频率 Response frequency	DC: 0.5kHz AC: 25Hz	DC: 0.5kHz AC: 25Hz	DC: 0.5kHz AC: 25Hz	DC: 0.5kHz AC: 25Hz	DC: 0.5kHz AC: 25Hz	DC: 0.5kHz AC: 25Hz	DC: 0.5kHz AC: 25Hz	DC: 0.5kHz AC: 25Hz
图例 Illustration	图39 Chart 39	图40 Chart 40	图41 Chart 41	图42 Chart 42	图43 Chart 43	图44 Chart 44	图45 Chart 45	图46 Chart 46

特性参数 Characteristic parameters

滞后距离: 检测距离的10%以下
检测物体: 磁性金属(非磁性金属时检测距离减小)
电源电压: 直流型: DC12-24V(6-36V)脉冲(P-P)10%以下,
交流型: AC110-220V(36-250V)50/60Hz
消耗电流: N.P型: 13mA以下, D型: 0.8mA以下, A型: 1.7mA以下
控制输出: N.P型: 300mA以下, D型: 200mA以下, A型: 400mA以下
回路保护: N.P.D型: 逆连接保护、浪涌吸收、负载短路保护, A型: 浪涌吸收
环境温度、湿度: 动作时、保存时: 各-30~+65℃
(不结冰、不结露), 动作时、保存时: 各35-95%RH
绝缘阻抗: 50MΩ以上(DC500兆欧表)充电部分与外壳间
耐电压: AC1000V 50/60Hz 1min充电部分与外壳间
温度的影响: 温度范围-30~+65℃, +23℃时, ±15%检测距离以内,
温度范围-25~+60℃, +23℃时, ±10%检测距离以内
电压的影响: 额定电源电压范围±15%以内、额定电源电压值时±10%
检测距离以内
保护构造: IP67(IEC规格)
材质: (外壳: 黄铜镀镍) (检测面: ABS)

Delay distance: 10% below of the detection distance
Detection object: Magnetic metal (the detection distance decreases when it is non-magnetic metal)
Supply voltage: DC type: DC12-24V(6-36V) Impulse (p-p) 10% below, AC type: AC110-220V
(36-250V) 50/60Hz
Consumption current: N.P type: 13mA below, D type: 0.8mA below, A type: 1.7mA below
Control output: N.P type: 300mA below, D type: 200mA below, A type: 400mA below
Loop protection: N.P.D type: reversal connection protection, surge absorption, load short-circuit
protection, A type: surge absorption
Ambient temperature & humidity: During operation, storage: individually -30~+65℃ (no freeze,
no dew), During operation, storage: individually 35-95%RH
Insulation impedance: 50MΩ above (DC500 megameter) between charging part and housing
Withstand voltage: AC1000V 50/60Hz 1min between charging part and housing
Temperature influence: Temperature range -30~+65℃, at +23℃, ±15% detection distance;
temperature range -25~+60℃, at +23℃, ±10% detection distance
Voltage influence: Inside ±15% rated supply voltage range, at rated supply voltage value,
inside ±10% detection distance
Protection structure: IP67(IEC specification)
Material: (Housing: Nickel plated brass), (Detection surface: ABS)

外形尺寸(mm) External dimension

Chart 33 图33 LJ4A3-1-□ 	Chart 34 图34 LJ5A3-1-□
Chart 35 图35 LJ6A3-1-□ 	Chart 36 图36 LJ8A3-1-□
Chart 37 图37 LJ8A3-2-□ 	Chart 38 图38 LJ10A3-2-□
Chart 39 图39 LJ12A3-2-□ 	Chart 40 图40 LJ12A3-4-□
Chart 41 图41 LJ18A3-5-□ 	Chart 42 图42 LJ18A3-8-□
Chart 43 图43 LJ24A3-8-□ 	Chart 44 图44 LJ24A3-10-□
Chart 45 图45 LJ30A3-10-□ 	Chart 46 图46 LJ30A3-15-□

圆柱型能与国内外各相同品种直接替换 Cylinder type, can be the direct substitution of the same type both at home and abroad

- 电源反接保护、短路保护, 可直接与PLC相联接
- 普通场合使用, 耐环境性能中等
- 红色LED显示可以检测传感器工作状态
- 经济并且简单的操作
- 应用广泛, 可替换小型开关和限位开关
- IP67防护结构(IEC规格)
- 使用前请先阅读产品说明书的“注意事项”

Power supply reversal connection protection; short-circuit protection, can directly connect with PLC
Used in common places with medium environment resistance
Red LED indicates that it's available to detect the sensor operating state
Economic and simple operation
Widely used, can be the substitution of min-type switch and limiting switch
IP67 protection structure (IEC specification)
Read the "Matters needing attention" of the Product Instruction before use



型号规格 Type and Specification

尺寸 Dimension	M14 (LJ14)		M16 (LJ16)		M20 (LJ20)		M22 (LJ22)				
安装方式 Mounting way	屏蔽式 Screen shield type	非屏蔽式 Non-screen shield type	屏蔽式 Screen shield type	非屏蔽式 Non-screen shield type	屏蔽式 Screen shield type	非屏蔽式 Non-screen shield type	屏蔽式 Screen shield type	非屏蔽式 Non-screen shield type			
直流型 DC type	N P N	NO	LJ14A3-3-Z/BX	LJ14A3-5-Z/BX	LJ16A3-3-Z/BX	LJ16A3-5-Z/BX	LJ20A3-5-Z/BX	LJ20A3-8-Z/BX	LJ22A3-5-Z/BX	LJ22A3-8-Z/BX	
		NC	LJ14A3-3-Z/AX	LJ14A3-5-Z/AX	LJ16A3-3-Z/AX	LJ16A3-5-Z/AX	LJ20A3-5-Z/AX	LJ20A3-8-Z/AX	LJ22A3-5-Z/AX	LJ22A3-8-Z/AX	
		NO+NC	LJ14A3-3-Z/CX	LJ14A3-5-Z/CX	LJ16A3-3-Z/CX	LJ16A3-5-Z/CX	LJ20A3-5-Z/CX	LJ20A3-8-Z/CX	LJ22A3-5-Z/CX	LJ22A3-8-Z/CX	
		P N P	NO	LJ14A3-3-Z/BY	LJ14A3-5-Z/BY	LJ16A3-3-Z/BY	LJ16A3-5-Z/BY	LJ20A3-5-Z/BY	LJ20A3-8-Z/BY	LJ22A3-5-Z/BY	LJ22A3-8-Z/BY
			NC	LJ14A3-3-Z/AY	LJ14A3-5-Z/AY	LJ16A3-3-Z/AY	LJ16A3-5-Z/AY	LJ20A3-5-Z/AY	LJ20A3-8-Z/AY	LJ22A3-5-Z/AY	LJ22A3-8-Z/AY
			NO+NC	LJ14A3-3-Z/CY	LJ14A3-5-Z/CY	LJ16A3-3-Z/CY	LJ16A3-5-Z/CY	LJ20A3-5-Z/CY	LJ20A3-8-Z/CY	LJ22A3-5-Z/CY	LJ22A3-8-Z/CY
	二 线 Two-wire		NO	LJ14A3-3-Z/EX	LJ14A3-5-Z/EX	LJ16A3-3-Z/EX	LJ16A3-5-Z/EX	LJ20A3-5-Z/EX	LJ20A3-8-Z/EX	LJ22A3-5-Z/EX	LJ22A3-8-Z/EX
			NC	LJ14A3-3-Z/DX	LJ14A3-5-Z/DX	LJ16A3-3-Z/DX	LJ16A3-5-Z/DX	LJ20A3-5-Z/DX	LJ20A3-8-Z/DX	LJ22A3-5-Z/DX	LJ22A3-8-Z/DX
			NO+NC	LJ14A3-3-Z/EX	LJ14A3-5-Z/EX	LJ16A3-3-Z/EX	LJ16A3-5-Z/EX	LJ20A3-5-Z/EX	LJ20A3-8-Z/EX	LJ22A3-5-Z/EX	LJ22A3-8-Z/EX
		交流型 AC type	NO	LJ14A3-3-J/EZ	LJ14A3-5-J/EZ	LJ16A3-3-J/EZ	LJ16A3-5-J/EZ	LJ20A3-5-J/EZ	LJ20A3-8-J/EZ	LJ22A3-5-J/EZ	LJ22A3-8-J/EZ
			NC	LJ14A3-3-J/DZ	LJ14A3-5-J/DZ	LJ16A3-3-J/DZ	LJ16A3-5-J/DZ	LJ20A3-5-J/DZ	LJ20A3-8-J/DZ	LJ22A3-5-J/DZ	LJ22A3-8-J/DZ
			NO+NC					LJ20A3-5-J/EDZ	LJ20A3-8-J/EDZ	LJ22A3-5-J/EDZ	LJ22A3-8-J/EDZ
检测距离 Detection distance	3mm±10%	5mm±10%	3mm±10%	5mm±10%	5mm±10%	8mm±10%	5mm±10%	8mm±10%			
设定距离 Set distance	0~2.1mm	0~4mm	0~2.4mm	0~4mm	0~4mm	0~7mm	0~4mm	0~7mm			
标准检测物体 Standard detection object	铁14×14×1mm	铁15×15×1mm	铁20×20×1mm	铁30×30×1mm	铁20×20×1mm	铁30×30×1mm	铁22×22×1mm	铁30×30×1mm			
响应频率 Response frequency	DC: 0.5kHz AC: 25Hz	DC: 0.5kHz AC: 25Hz	DC: 0.5kHz AC: 25Hz	DC: 0.5kHz AC: 25Hz	DC: 0.5kHz AC: 25Hz	DC: 0.5kHz AC: 25Hz	DC: 0.5kHz AC: 25Hz	DC: 0.5kHz AC: 25Hz			
图例 Illustration	图47 Chart 47	图48 Chart 48	图49 Chart 49	图50 Chart 50	图51 Chart 51	图52 Chart 52	图53 Chart 53				

型号规格 Type and Specification

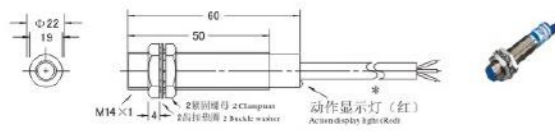
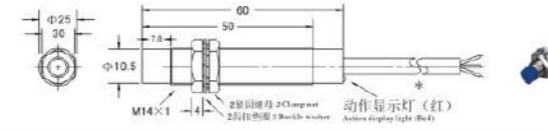
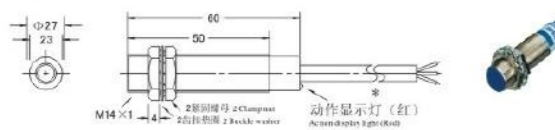
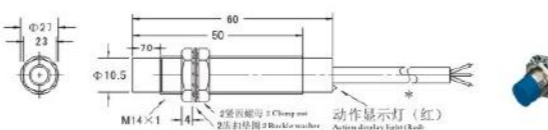
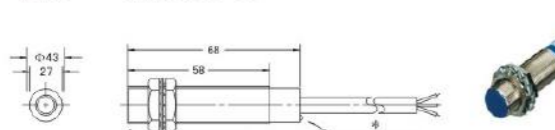
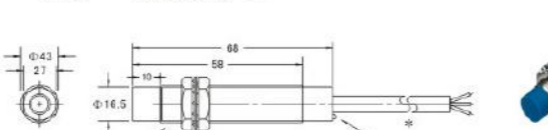

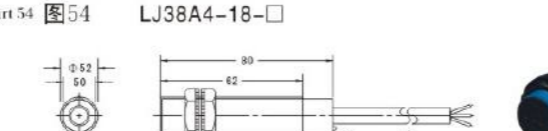

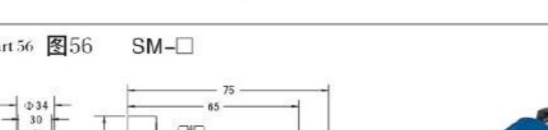


尺寸 Dimension	M38 (LJ38)	Φ40+M24 (SC)	Φ48+M24 (SM)	Φ34 (SH)	Φ45 (SG)			
安装方式 Mounting way	非屏蔽式 Non-screen shield type	非屏蔽式 Non-screen shield type	非屏蔽式 Non-screen shield type	非屏蔽式 Non-screen shield type	非屏蔽式 Non-screen shield type			
直流型 DC type	N P N	NO	LJ38A4-18-Z/BX	SC-3020A	SM-3025A	SH-3020A	SG-3020A	
		NC	LJ38A4-18-Z/AX	SC-3020B	SM-3025B	SH-3020B	SG-3020B	
		NO+NC	LJ38A4-18-Z/CX	SC-3020AB	SM-3025AB	SH-3020AB	SG-3020AB	
		P N P	NO	LJ38A4-18-Z/BY	SC-3020C	SM-3025C	SH-3020C	SG-3020C
			NC	LJ38A4-18-Z/AY	SC-3020D	SM-3025D	SH-3020D	SG-3020D
			NO+NC	LJ38A4-18-Z/CY	SC-3020CD	SM-3025CD	SH-3020CD	SG-3020CD
	二 线 Two-wire		NO	LJ38A4-18-Z/EX	SC-3020AL	SM-3025AL	SH-3020AL	SG-3020AL
			NC	LJ38A4-18-Z/DX	SC-3020BL	SM-3025BL	SH-3020BL	SG-3020BL
			NO+NC	LJ38A4-18-Z/EX	SC-3020AL	SM-3025AL	SH-3020AL	SG-3020AL
		交流型 AC type	NO	LJ38A4-18-J/EZ	SC-2020A	SM-2025A	SH-2020A	SG-2020A
			NC	LJ38A4-18-J/DZ	SC-2020B	SM-2025B	SH-2020B	SG-2020B
			NO+NC	LJ38A4-18-J/EDZ	SC-2020AB	SM-2025AB	SH-2020AB	SG-2020AB
检测距离 Detection distance	18mm±10%	20mm±10%	25mm±10%	20mm±10%	20mm±10%			
设定距离 Set distance	0~18mm	0~17mm	0~22mm	0~17mm	0~17mm			
标准检测物体 Standard detection object	铁54×54×1mm	铁54×54×1mm	铁65×65×1mm	铁78×78×1mm	铁70×70×1mm			
响应频率 Response frequency	DC: 0.5kHz AC: 25Hz	DC: 0.5kHz AC: 25Hz	DC: 0.5kHz AC: 25Hz	DC: 0.5kHz AC: 25Hz	DC: 0.5kHz AC: 25Hz			
图例 Illustration	图54 Chart 54	图55 Chart 55	图56 Chart 56	图57 Chart 57	图58 Chart 58			

特性参数 Characteristic parameters

滞后距离: 检测距离的10%以下
 检测物体: 磁性金属(非磁性金属时检测距离减小)
 电源电压: 直流型: DC12~24V(6~36V)脉动(P-P)10%以下,
 交流型: AC110~220V(36~250V)50/60Hz
 消耗电流: N.P型: 13mA以下, D型: 0.8mA以下, A型: 1.7mA以下
 控制输出: N.P型: 300mA以下, D型: 200mA以下, A型: 400mA以下
 回路保护: N.P.D型: 逆连接保护、浪涌吸收、负载短路保护, A型: 浪涌吸收
 环境温、湿度: 动作时、保存时: 各-30~+65℃
 (不结冰、不结露), 动作时、保存时: 各35~95%RH
 绝缘阻抗: 50MΩ以上(DC500兆欧表)充电部分与外壳间
 耐压: AC1000V 50/60Hz 1min充电部分与外壳间
 温度的影响: 温度范围-30~+65℃, +23℃时, ±15%检测距离以内,
 温度范围-25~+60℃, +23℃时, ±10%检测距离以内
 电压的影响: 额定电源电压范围±15%以内、额定电源电压值时±10%
 检测距离以内
 保护构造: IP65(IEC规格)
 材质: (外壳: 黄铜镀镍) (检测面: ABS)

Delay distance: 10% below of the detection distance
 Detection object: Magnetic metal (the detection distance decreases when it is non-magnetic metal)
 Supply voltage: DC type: DC12~24V(6~36V) Impulse (p-p) 10% below, AC type: AC110~220V
 (36~250V) 50/60Hz
 Consumption current: N.P type: 13mA below, D type: 0.8mA below, A type: 1.7mA below
 Control output: N.P type: 300mA below, D type: 200mA below, A type: 400mA below
 Loop protection: N.P.D type: reversal connection protection, surge absorption, load short-circuit
 protection, A type: surge absorption
 Ambient temperature & humidity: During operation, storage: individually -30~+65℃ (no freeze,
 no dew), During operation, storage: individually 35~95%RH
 Insulation impedance: 50MΩ above (DC500 megameter) between charging part and housing
 Withstand voltage: AC1000V 50/60Hz 1min between charging part and housing
 Temperature influence: Temperature range -30~+65℃, at +23℃, ±15% detection distance;
 temperature range -25~+60℃, at +23℃, ±10% detection distance
 Voltage influence: Inside ±15% rated supply voltage range, at rated supply voltage value,
 inside ±10% detection distance
 Protection structure: IP65 (IEC specification)
 Material: (Housing: Nickel plated brass), (Detection surface: ABS).

外形尺寸(mm) External dimension

Chart 47 图47 LJ14A3-3-□ 	Chart 48 图48 LJ14A3-5-□ 
Chart 49 图49 LJ16A3-3-□ 	Chart 50 图50 LJ16A3-5-□ 
Chart 51 图51 LJ20A3-5-□ 	Chart 52 图52 LJ20A3-8-□ 
Chart 53 图53 LJ22A3-8-□ 	Chart 54 图54 LJ38A4-18-□ 
Chart 55 图55 SC-□ 	Chart 56 图56 SM-□ 
Chart 57 图57 SH-□ 	Chart 58 图58 SG-□ 

角型能与国内外各相同品种直接替换 Horn type, can be the direct substitution of the same type both at home and abroad

- 电源反接保护、短路保护, 可直接与PLC相联接 Power supply reversal connection protection; short-circuit protection, can directly connect with PLC
- 经济并且简单的操作 Economic and simple operation
- 长寿命和高可靠性, 耐环境性强 Long service life, high reliability and strong resistance property to environment
- 红色LED显示可以检测传感器工作状态 Red LED indicates that it's available to detect the sensor operating state
- IP67防护结构(IEC规格) IP67 protection structure (IEC specification)
- 使用前请先阅读产品说明书的“注意事项” Read the "Matters needing attention" of the Product Instruction before use



型号规格 Type and Specification

尺寸 Dimension	17×17×28	25×25×38	30×30×52	35×35×52	40×40×52	18×18×36	17×17×28	17×17×28		
安装方式 Mounting way	非屏蔽式 Non-screen shield type	非屏蔽式 Non-screen shield type	非屏蔽式 Non-screen shield type	非屏蔽式 Non-screen shield type	非屏蔽式 Non-screen shield type	非屏蔽式 Non-screen shield type	非屏蔽式 Non-screen shield type	非屏蔽式 Non-screen shield type		
直流量型 DC type	N P N	NO	TL-Q5MC1	TL-N5ME1	TL-N10ME1	TL-N15ME1	TL-N20ME1	PS17-5DN	PS-05N	PS-08N
		NC	TL-Q5MC2	TL-N5ME2	TL-N10ME2	TL-N15ME2	TL-N20ME2	PS17-5DN2	PS-05N2	PS-08N2
		NO+NC	TL-Q5MC3	TL-N5ME3	TL-N10ME3	TL-N15ME3	TL-N20ME3	PS17-5DN3	PS-05N3	PS-08N3
	P N P	NO	TL-Q5MF1	TL-N5MF1	TL-N10MF1	TL-N15MF1	TL-N20MF1	PS17-5DP	PS-05P	PS-08P
		NC	TL-Q5MF2	TL-N5MF2	TL-N10MF2	TL-N15MF2	TL-N20MF2	PS17-5DP2	PS-05P2	PS-08P2
		NO+NC	TL-Q5MF3	TL-N5MF3	TL-N10MF3	TL-N15MF3	TL-N20MF3	PS17-5DP3	PS-05P3	PS-08P3
交流型 AC type	二 线 制 2-wire	NO	TL-Q5MD1	TL-N5MD1	TL-N10MD1	TL-N15MD1	TL-N20MD1	PS17-5D1	PS-05D1	PS-08D1
		NC	TL-Q5MD2	TL-N5MD2	TL-N10MD2	TL-N15MD2	TL-N20MD2	PS17-5D2	PS-05D2	PS-08D2
		NO+NC	TL-Q5MY1	TL-N5MY1	TL-N10MY1	TL-N15MY1	TL-N20MY1	PS17-5Y1	PS-05Y1	PS-08Y1
三 线 制 3-wire	NC	TL-Q5MY2	TL-N5MY2	TL-N10MY2	TL-N15MY2	TL-N20MY2	PS17-5Y2	PS-05Y2	PS-08Y2	
检测距离 Detection distance	5mm±10%	5mm±10%	10mm±10%	15mm±10%	20mm±10%	5mm±10%	5mm±10%	8mm±10%		
设定距离 Set distance	0~4mm	0~4mm	0~8mm	0~13mm	0~17mm	0~4mm	0~4mm	0~7mm		
标准检测物体 Standard detection object	铁18×18×1mm	铁25×25×1mm	铁45×45×1mm	铁45×45×1mm	铁50×50×1mm	铁18×18×1mm	铁18×18×1mm	铁18×18×1mm		
响应频率 Response frequency	DC: 0.5kHz AC: 25Hz	DC: 0.5kHz AC: 25Hz	DC: 0.5kHz AC: 25Hz	DC: 0.5kHz AC: 25Hz	DC: 0.5kHz AC: 25Hz	DC: 0.5kHz AC: 25Hz	DC: 0.5kHz AC: 25Hz	DC: 0.5kHz AC: 25Hz		
图例 Illustration	图59 Chart59	图60 Chart60	图61 Chart61	—	图62 Chart62	图63 Chart63	—	图64 Chart64		

型号规格 Type and Specification

尺寸 Dimension	17×17×35	17×17×35	18×18×36	18×18×34	17×17×29	20×20×36	25×25×52	30×30×52		
安装方式 Mounting way	非屏蔽式 Non-screen shield type	非屏蔽式 Non-screen shield type	非屏蔽式 Non-screen shield type	非屏蔽式 Non-screen shield type	非屏蔽式 Non-screen shield type	非屏蔽式 Non-screen shield type	非屏蔽式 Non-screen shield type	非屏蔽式 Non-screen shield type		
直流量型 DC type	N P N	NO	PL-05N	PL-08N	SN04-N	SN05-N	SN06-N	SN07-N	N10-Q25-AN6X	Ni15-Q30-AN6X
		NC	PL-05N2	PL-08N2	SN04-N2	SN05-N2	SN06-N2	SN07-N2	N10-Q25-RN6X	Ni15-Q30-RN6X
		NO+NC	PL-05N3	PL-08N3	SN04-N3	SN05-N3	SN06-N3	SN07-N3	N10-Q25-RN6X	Ni15-Q30-RN6X
	P N P	NO	PL-05P	PL-08P	SN04-P	SN05-P	SN06-P	SN07-P	N10-Q25-AP6X	Ni15-Q30-AP6X
		NC	PL-05P2	PL-08P2	SN04-P2	SN05-P2	SN06-P2	SN07-P2	N10-Q25-RP6X	Ni15-Q30-RP6X
		NO+NC	PL-05P3	PL-08P3	SN04-P3	SN05-P3	SN06-P3	SN07-P3	N10-Q25-RP6X	Ni15-Q30-RP6X
交流型 AC type	二 线 制 2-wire	NO	PL-05D1	PL-08D1	SN04-D1	SN05-D1	SN06-D1	SN07-D1	N10-Q25-AD4X	Ni15-Q30-AD4X
		NC	PL-05D2	PL-08D2	SN04-D2	SN05-D2	SN06-D2	SN07-D2	N10-Q25-RD4X	Ni15-Q30-RD4X
		NO+NC	PL-05Y1	PL-08Y1	SN04-Y1	SN05-Y1	SN06-Y1	SN07-Y1	N10-Q25-AZ3X	Ni15-Q30-AZ3X
三 线 制 3-wire	NC	PL-05Y2	PL-08Y2	SN04-Y2	SN05-Y2	SN06-Y2	SN07-Y2	N10-Q25-RZ3X	Ni15-Q30-RZ3X	
检测距离 Detection distance	5mm±10%	8mm±10%	5mm±10%	5mm±10%	5mm±10%	8mm±10%	10mm±10%	15mm±10%		
设定距离 Set distance	0~4mm	0~7mm	0~4mm	0~4mm	0~4mm	0~7mm	0~8mm	0~13mm		
标准检测物体 Standard detection object	铁18×18×1mm	铁18×18×1mm	铁18×18×1mm	铁18×18×1mm	铁18×18×1mm	铁18×18×1mm	铁30×30×1mm	铁50×50×1mm		
响应频率 Response frequency	DC: 0.5kHz AC: 25Hz	DC: 0.5kHz AC: 25Hz	DC: 0.5kHz AC: 25Hz	DC: 0.5kHz AC: 25Hz	DC: 0.5kHz AC: 25Hz	DC: 0.5kHz AC: 25Hz	DC: 0.5kHz AC: 25Hz	DC: 0.5kHz AC: 25Hz		
图例 Illustration	图65 Chart65	图66 Chart66	图67 Chart67	—	—	图68 Chart68	图69 Chart69	—		

特性参数 Characteristic parameters

滞后距离: 检测距离的10%以下
检测物体: 磁性金属(非磁性金属时检测距离减小)
电源电压: 直流型: DC12~24V(6~36V)脉动(P-P)10%以下, 交流型: AC110~220V(36~250V)50/60Hz
消耗电流: N.P型: 13mA以下, D型: 0.8mA以下, A型: 1.7mA以下
控制输出: N.P型: 300mA以下, D型: 200mA以下, A型: 400mA以下
回路保护: N.P.D型: 逆连接保护、浪涌吸收、负载短路保护, A型: 浪涌吸收
环境温、湿度: 动作时、保存时: 各-30~+65℃ (不结冰、不结露), 动作时、保存时: 各35~95%RH
绝缘阻抗: 50MΩ以上(DC500兆欧表)充电部分与外壳间
耐压: AC1000V 50/60Hz 1min充电部分与外壳间
温度的影响: 温度范围-30~+65℃, +23℃时, ±15%检测距离以内, 温度范围-25~+60℃, +23℃时, ±10%检测距离以内
电压的影响: 额定电源电压范围±15%以内、额定电源电压值时±10%检测距离以内
保护构造: IP67(IEC规格)
材质: (外壳: ABS) (检测面: ABS)

Delay distance: 10% below of the detection distance
Detection object: Magnetic metal (the detection distance decreases when it is non-magnetic metal)
Supply voltage: DC type: DC12~24V(6~36V) Impulse (p-p) 10% below, AC type: AC110~220V (36~250V) 50/60Hz
Consumption current: N.P type: 13mA below, D type: 0.8mA below, A type: 1.7mA below
Control output: N.P type: 300mA below, D type: 200mA below, A type: 400mA below
Loop protection: N.P.D type: reversal connection protection, surge absorption, load short-circuit protection, A type: surge absorption
Ambient temperature & humidity: During operation, storage: individually -30~+65℃ (no freeze, no dew), During operation, storage: individually 35~95%RH
Insulation impedance: 50MΩ above (DC500 megameter) between charging part and housing
Withstand voltage: AC1000V 50/60Hz 1min between charging part and housing
Temperature influence: Temperature range -30~+65℃, at +23℃, ±15% detection distance; temperature range -25~+60℃, at +23℃, ±10% detection distance
Voltage influence: Inside ±15% rated supply voltage range, at rated supply voltage value, inside ±10% detection distance
Protection structure: IP67 (IEC specification)
Material: (Housing: ABS), (Detection surface: ABS).

外形尺寸(mm) External dimension

Chart59 图59 TL-Q5M□

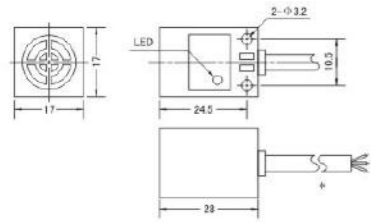


Chart60 图60 TL-N5M□

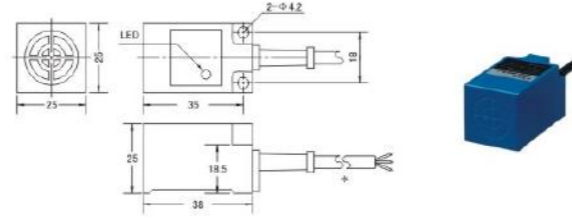


Chart61 图61 TL-N10M□

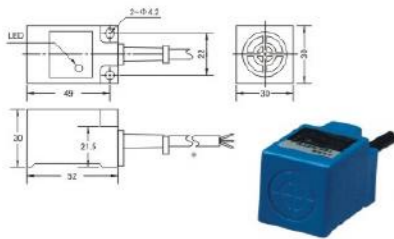


Chart62 图62 TL-N20M□

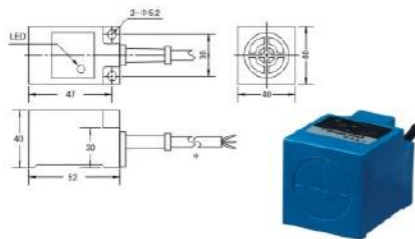


Chart63 图63 PS17-5□

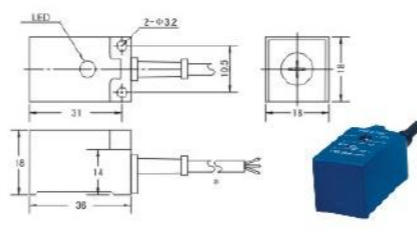


Chart64 图64 PS-05(8)□

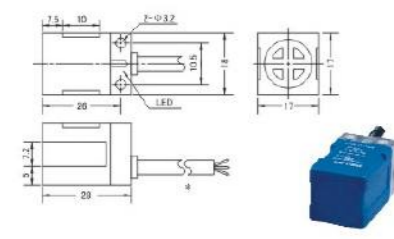


Chart65 图65 PL-05(8)□

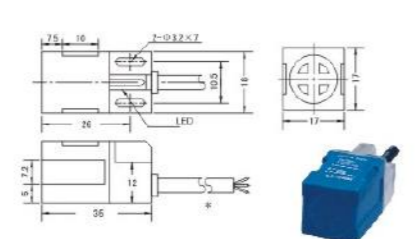


Chart66 图66 SN04-□

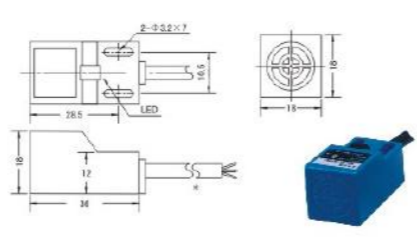


Chart67 图67 SN05-□

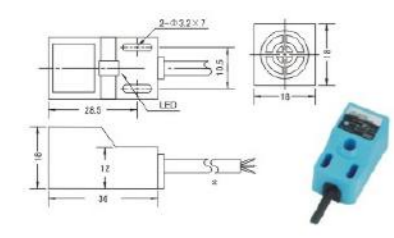


Chart68 图68 Ni10-Q25-□

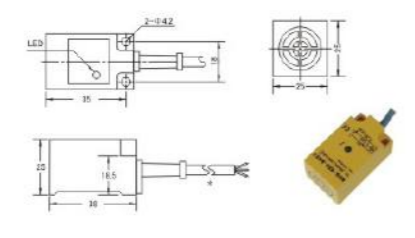
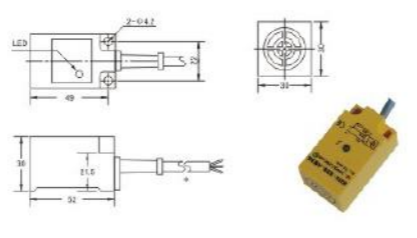


Chart69 图69 Ni15-Q30-□



角型、方型能与国内外各相同品种直接替换 Horn type and square type, can be the direct substitution of the same type both at home and abroad

- 电源反接保护、短路保护, 可直接与PLC相联接 Power supply reversal connection protection; short-circuit protection, can directly connect with PLC
- 经济并且简单的操作 Economic and simple operation
- 长寿命和高可靠性, 耐环境性强 Long service life, high reliability and strong resistance property to environment
- 红色LED显示可以检测传感器工作状态 Red LED indicates that it's available to detect the sensor operating state
- IP67防护结构(IEC规格) IP67 protection structure (IEC specification)
- 使用前请先阅读产品说明书的“注意事项” Read the "Matters needing attention" of the Product Instruction before use



型号规格 Type and Specification

尺寸 Dimension	12×12×45	25×25×39	30×30×53	40×40×53	30×18×10	50×25×10			
安装方式 Mounting way	非屏蔽式 Non-screen shield type	非屏蔽式 Non-screen shield type	非屏蔽式 Non-screen shield type	非屏蔽式 Non-screen shield type	非屏蔽式 Non-screen shield type	非屏蔽式 Non-screen shield type			
直流型 DC type	N P N	NO	PS12-4DN	PSN25-5DN	PSN30-10DN	PSN30-15DN	PSN40-20DN	GKB-M0524NA	TL-W5E1
		NC	PS12-4DN2	PSN25-5DN2	PSN30-10DN2	PSN30-15DN2	PSN40-20DN2	GKB-M0524NB	TL-W5E2
		NO+NC		PSN25-5DN3	PSN30-10DN3	PSN30-15DN3	PSN40-20DN3		
	P N P	NO	PS12-4DP	PSN25-5DP	PSN30-10DP	PSN30-15DP	PSN40-20DP	GKB-M0524PA	TL-W5F1
		NC	PS12-4DP2	PSN25-5DP2	PSN30-10DP2	PSN30-15DP2	PSN40-20DP2	GKB-M0524PB	TL-W5F2
		NO+NC		PSN25-5DP3	PSN30-10DP3	PSN30-15DP3	PSN40-20DP3		
	二线 Two-wire	NO	PS12-4DO	PSN25-5DO	PSN30-10DO	PSN30-15DO	PSN40-20DO	GKB-M0524D1	TL-W5D1
		NC	PS12-4DC	PSN25-5DC	PSN30-10DC	PSN30-15DC	PSN40-20DC	GKB-M0524D2	TL-W5D2
		NO+NC							
	交流型 AC type	NO	PS12-4AO	PSN25-5AO	PSN30-10AO	PSN30-15AO	PSN40-20AO		TL-W5A1
		NC	PS12-4AC	PSN25-5AC	PSN30-10AC	PSN30-15AC	PSN40-20AC		TL-W5A2
		NO+NC							
检测距离 Detection distance	4mm±10%	5mm±10%	10mm±10%	15mm±10%	20mm±10%	5mm±10%	5mm±10%		
设定距离 Set distance	0~3.6mm	0~4mm	0~8mm	0~13mm	0~17mm	0~4mm	0~4mm		
标准检测物体 Standard detection object	铁18×18×1mm	铁30×30×1mm	铁45×45×1mm	铁45×45×1mm	铁50×50×1mm	铁18×18×1mm	铁18×18×1mm		
响应频率 Response frequency	DC: 0.5kHz AC: 25Hz	DC: 0.5kHz AC: 25Hz	DC: 0.5kHz AC: 25Hz	DC: 0.5kHz AC: 25Hz	DC: 0.5kHz AC: 25Hz	DC: 0.5kHz AC: 25Hz	DC: 0.5kHz AC: 25Hz		
图例 Illustration	图70 Chart70	图71 Chart71	图72 Chart72	图73 Chart73	图74 Chart74	图75 Chart75			

型号规格 Type and Specification

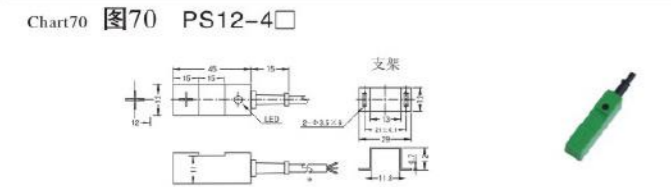
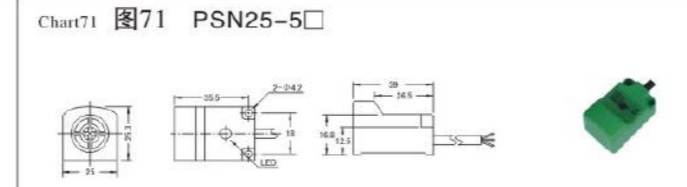
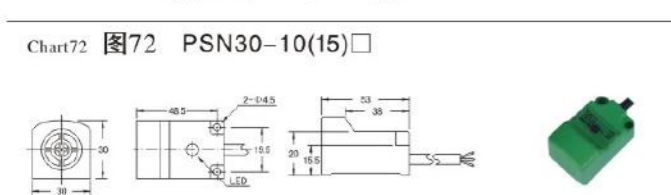
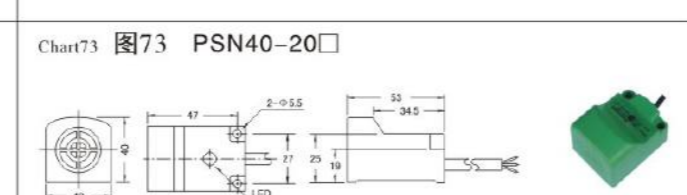
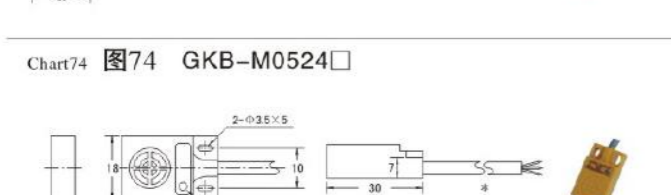
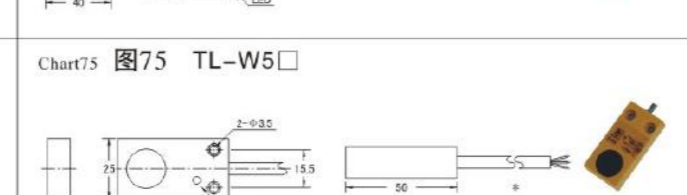
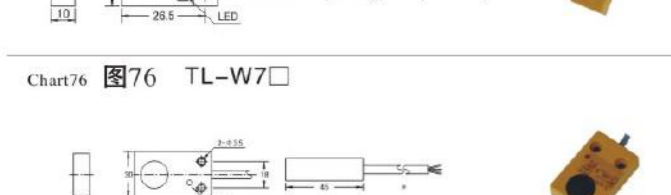
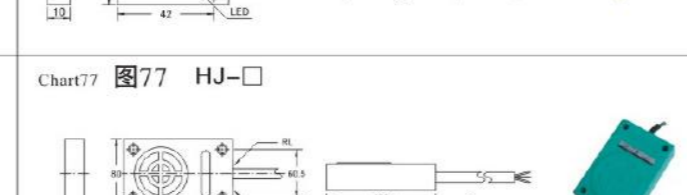
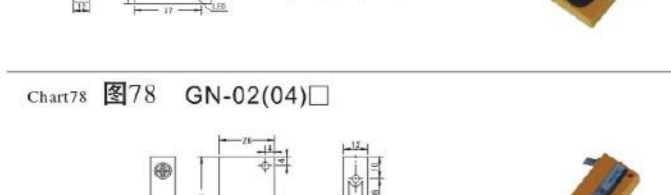
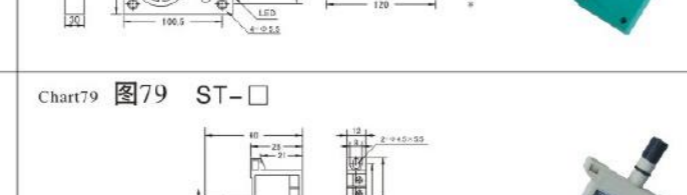
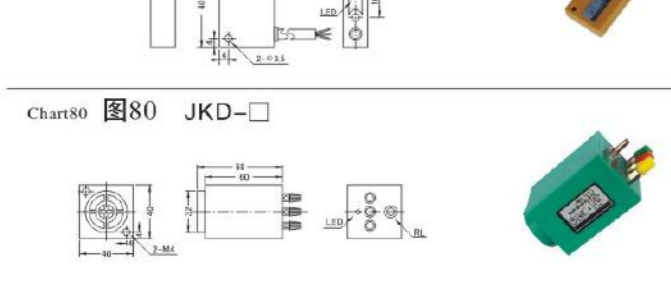
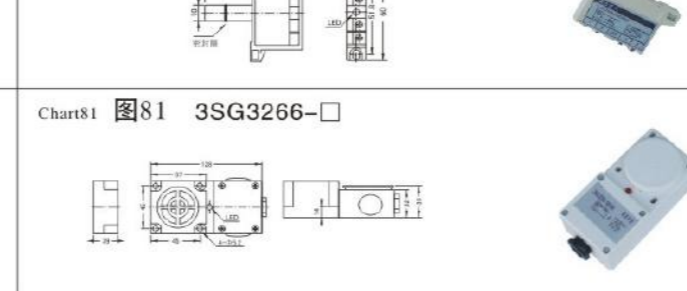
尺寸 Dimension	45×30×12	120×80×30	40×26×12		60×60×12	40×40×68	55×39×128	
安装方式 Mounting way	非屏蔽式 Non-screen shield type	非屏蔽式 Non-screen shield type	屏蔽式 screen shield type	非屏蔽式 Non-screen shield type	非屏蔽式 Non-screen shield type	非屏蔽式 Non-screen shield type	非屏蔽式 Non-screen shield type	
直流型 DC type	N P N	NO	TL-W7E1	HJ-3050A	GN-0224NA	GN-0424NA	ST-3NK-F	JKD-1(正)
		NC	TL-W7E2	HJ-3050B	GN-0224NB	GN-0424NB	ST-3NH-F	JKD-1(负)
		NO+NC		HJ-3050AB			ST-4NKH-F	
	P N P	NO	TL-W7F1	HJ-3050C	GN-0224PA	GN-0424PA	ST-3PK-F	
		NC	TL-W7F2	HJ-3050D	GN-0224PB	GN-0424PB	ST-3PH-F	
		NO+NC		HJ-3050CD			ST-4PKH-F	
	二线 Two-wire	NO	TL-W7D1	HJ-3050AL	GN-0224LA	GN-0424LA	ST-2K-F	
		NC	TL-W7D2	HJ-3050BL	GN-0224LB	GN-0424LB	ST-2H-F	
		NO+NC						
	交流型 AC type	NO	TL-W7A1	HJ-2050A	GN-0222KA	GN-0422KA	ST-2K-G	
		NC	TL-W7A2	HJ-2050B	GN-0222KB	GN-0422KB	ST-2H-G	
		NO+NC		HJ-2050AB				3SG3268-1BR66
检测距离 Detection distance	7mm±10%	50mm±10%	2mm±10%	4mm±10%	5mm±10%	10mm±10%	30mm±10%	
设定距离 Set distance	0~5mm	0~40mm	0~1.6mm	0~3.6mm	0~4mm	0~8mm	0~25mm	
标准检测物体 Standard detection object	铁25×25×1mm	铁100×100×2mm	铁12×12×1mm	铁18×18×1mm	铁18×18×1mm	铁45×45×1mm	铁60×60×1mm	
响应频率 Response frequency	DC: 0.5kHz AC: 25Hz	DC: 0.5kHz AC: 25Hz	DC: 0.5kHz AC: 25Hz	DC: 0.5kHz AC: 25Hz	DC: 0.5kHz AC: 25Hz	DC: 0.5kHz AC: 25Hz	DC: 0.5kHz AC: 25Hz	
图例 Illustration	图76 Chart76	图77 Chart77	图78 Chart78	图79 Chart79	图80 Chart80	图81 Chart81		

特性参数 Characteristic parameters

滞后距离: 检测距离的10%以下
检测物体: 磁性金属(非磁性金属时检测距离减小)
电源电压: 直流型: DC12-24V(6-36V)脉冲(P-P)10%以下, 交流型: AC110-220V(36-250V)50/60Hz
消耗电流: N.P型: 13mA以下, D型: 0.8mA以下, A型: 1.7mA以下
控制输出: N.P型: 300mA以下, D型: 200mA以下, A型: 400mA以下
回路保护: N.P.D型: 逆连接保护、浪涌吸收、负载短路保护, A型: 浪涌吸收
环境温度、湿度: 动作时、保存时: 各-30~+65℃ (不结冰、不结露), 动作时、保存时: 各35-95%RH
绝缘阻抗: 50MΩ以上(DC500兆欧表)充电部分与外壳间
耐电压: AC1000V 50/60Hz 1min充电部分与外壳间
温度的影响: 温度范围-30~+65℃, +23℃时, ±15%检测距离以内, 温度范围-25~+60℃, +23℃时, ±10%检测距离以内
电压的影响: 额定电源电压范围±15%以内、额定电源电压值时±10%检测距离以内
保护构造: IP67(IEC规格)
材质: (外壳: ABS) (检测面: ABS)

Delay distance: 10% below of the detection distance
Detection object: Magnetic metal (the detection distance decreases when it is non-magnetic metal)
Supply voltage: DC type: DC12-24V(6-36V) Impulse (p-p) 10% below, AC type: AC110-220V (36-250V) 50/60Hz
Consumption current: N.P type: 13mA below, D type: 0.8mA below, A type: 1.7mA below
Control output: N.P type: 300mA below, D type: 200mA below, A type: 400mA below
Loop protection: N.P.D type: reversal connection protection, surge absorption, load short-circuit protection, A type: surge absorption
Ambient temperature & humidity: During operation, storage: individually -30~+65℃ (no freeze, no dew), During operation, storage: individually 35-95%RH
Insulation impedance: 50MΩ above (DC500 megameter) between charging part and housing
Withstand voltage: AC1000V 50/60Hz 1min between charging part and housing
Temperature influence: Temperature range -30~+65℃, at +23℃, ±15% detection distance; temperature range -25~+60℃, at +23℃, ±10% detection distance
Voltage influence: Inside ±15% rated supply voltage range, at rated supply voltage value, inside ±10% detection distance
Protection structure: IP67 (IEC specification)
Material: (Housing: ABS), (Detection surface: ABS)

外形尺寸(mm) External dimension

Chart70 图70 PS12-4□ 	Chart71 图71 PSN25-5□ 
Chart72 图72 PSN30-10(15)□ 	Chart73 图73 PSN40-20□ 
Chart74 图74 GKB-M0524□ 	Chart75 图75 TL-W5□ 
Chart76 图76 TL-W7□ 	Chart77 图77 HJ-□ 
Chart78 图78 GN-02(04)□ 	Chart79 图79 ST-□ 
Chart80 图80 JKD-□ 	Chart81 图81 3SG3266-□ 

方型能与国内外各相同品种直接替换 Square type, can be the direct substitution of the same type both at home and abroad

- 电源反接保护、短路保护, 可直接与PLC相联接 Power supply reversal connection protection; short-circuit protection, can directly connect with PLC
- 经济并且简单的操作 Economic and simple operation
- 长寿命和高可靠性, 耐环境性强 Long service life, high reliability and strong resistance property to environment
- 红色LED显示可以检测传感器工作状态 Red LED indicates that it's available to detect the sensor operating state
- IP67防护结构(IEC规格) IP67 protection structure (IEC specification)
- 使用前请先阅读产品说明书的“注意事项” Read the "Matters needing attention" of the Product Instruction before use



型号规格 Type and Specification

尺寸 Dimension	30×30×80	40×40×118	55×55×130	50×50×50	55×55×52	80×80×48			
安装方式 Mounting way	非屏蔽式 Non-screen shield type	非屏蔽式 Non-screen shield type	非屏蔽式 Non-screen shield type	非屏蔽式 Non-screen shield type	非屏蔽式 Non-screen shield type	非屏蔽式 Non-screen shield type			
直流型 DC type	NPN	NO	HY-3010A	HY-3015A	HY-3020A	HY-3030A	HD-3020A	HE-3025A	HM-3040A
		NC	HY-3010B	HY-3015B	HY-3020B	HY-3030B	HD-3020B	HE-3025B	HM-3040B
		NO+NC	HY-3010AB	HY-3015AB	HY-3020AB	HY-3030AB			
	PNP	NO	HY-3010C	HY-3015C	HY-3020C	HY-3030C	HD-3020C	HE-3025C	HM-3040C
		NC	HY-3010D	HY-3015D	HY-3020D	HY-3030D	HD-3020D	HE-3025D	HM-3040D
		NO+NC	HY-3010CD	HY-3015CD	HY-3020CD	HY-3030CD			
	二线型	NO	HY-3010AL	HY-3015AL	HY-3020AL	HY-3030AL	HD-3020AL	HE-3025AL	HM-3040AL
		NC	HY-3010BL	HY-3015BL	HY-3020BL	HY-3030BL	HD-3020BL	HE-3025BL	HM-3040BL
		NO	HY-2010A	HY-2015A	HY-2020A	HY-2030A	HD-2020A	HE-2025A	HM-2040A
		NC	HY-2010B	HY-2015B	HY-2020B	HY-2030B	HD-2020B	HE-2025B	HM-2040B
交流型 AC type	NO+NC		HY-2015AB	HY-2020AB	HY-2030AB	HD-2020AB	HE-2025AB	HM-2040AB	
检测距离 Detection distance	10mm±10%	15mm±10%	20mm±10%	30mm±10%	20mm±10%	25mm±10%	40mm±10%		
设定距离 Set distance	0~8mm	0~13mm	0~17mm	0~27mm	0~17mm	0~22mm	0~35mm		
标准检测物体 Standard detection object	铁30×30×1mm	铁50×50×1mm	铁50×50×1mm	铁65×65×1mm	铁50×50×1mm	铁60×60×1mm	铁90×90×2mm		
响应频率 Response frequency	DC: 0.5kHz AC: 25Hz	DC: 0.5kHz AC: 25Hz	DC: 0.5kHz AC: 25Hz	DC: 0.5kHz AC: 25Hz	DC: 0.5kHz AC: 25Hz	DC: 0.5kHz AC: 25Hz	DC: 0.5kHz AC: 25Hz		
图例 Illustration	图82 Chattr82	图83 Chattr83	图84 Chattr84	图85 Chattr85	图86 Chattr86	图87 Chattr87			

型号规格 Type and Specification

尺寸 Dimension	38×40×80	44×45×90	52×33×25	56×36×26	65×39×25	31×33×50	31×33×50	34×42×73	
安装方式 Mounting way	非屏蔽式 Non-screen shield type	非屏蔽式 Non-screen shield type	非屏蔽式 Non-screen shield type	非屏蔽式 Non-screen shield type	非屏蔽式 Non-screen shield type	非屏蔽式 Non-screen shield type	非屏蔽式 Non-screen shield type	非屏蔽式 Non-screen shield type	
直流型 DC type	NPN	NO	LJ2-15/221	LJ2-20/221	LJ1A-24		JWK-D5P	JWK-A5P	JWK-D10P
		NC	LJ2-15G/221	LJ2-20G/221	LJ1A-24B		JWK-D5P2	JWK-A5P2	JWK-D10P2
	二线型	NO	LJ2L-15-4/121	LJ2L-20-4/121	LJ1A-220	WJK-II(绿壳)	WJK2-II(白壳)		
		NC	LJ2L-15G-4/121	LJ2L-20G-4/121	LJ1A-220B	WJK-II2(绿壳)	WJK2-II2(白壳)		
检测距离 Detection distance	15mm±10%	20mm±10%	8mm±10%	8mm±10%	8mm±10%	5mm±10%	5mm±10%	10mm±10%	
设定距离 Set distance	0~13mm	0~17mm	0~7mm	0~7mm	0~7mm	0~4mm	0~4mm	0~8mm	
标准检测物体 Standard detection object	铁45×45×1mm	铁50×50×1mm	铁18×18×1mm	铁18×18×1mm	铁18×18×1mm	铁18×18×1mm	铁18×18×1mm	铁25×25×1mm	
响应频率 Response frequency	DC: 0.5kHz AC: 25Hz	DC: 0.5kHz AC: 25Hz	DC: 0.5kHz AC: 25Hz	DC: 0.5kHz AC: 25Hz	DC: 0.5kHz AC: 25Hz	DC: 0.5kHz AC: 25Hz	DC: 0.5kHz AC: 25Hz	DC: 0.5kHz AC: 25Hz	
图例 Illustration	图88 Chattr88	图89 Chattr89	图90 Chattr90	图91 Chattr91	图92 Chattr92	图93 Chattr93	图94 Chattr94		

特性参数 Characteristic parameters

滞后距离: 检测距离的10%以下
检测物体: 磁性金属(非磁性金属时检测距离减小)
电源电压: 直流型: DC12~24V(6~36V)脉动(P-P)10%以下, 交流型: AC110~220V(36~250V)50/60Hz
消耗电流: N.P型: 13mA以下, D型: 0.8mA以下, A型: 1.7mA以下
控制输出: N.P型: 300mA以下, D型: 200mA以下, A型: 400mA以下
回路保护: N.P.D型: 逆连接保护、浪涌吸收、负载短路保护, A型: 浪涌吸收
环境温、湿度: 动作时、保存时: 各-30~+65℃ (不结冰、不结露), 动作时、保存时: 各35~95%RH
绝缘阻抗: 50MΩ以上(DC500兆欧表)充电部分与外壳间
耐电压: AC1000V 50/60Hz 1min充电部分与外壳间
温度的影响: 温度范围-30~+65℃, +23℃时, ±15%检测距离以内, 温度范围-25~+60℃, +23℃时, ±10%检测距离以内
电压的影响: 额定电源电压范围±15%以内、额定电源电压值时±10%检测距离以内
保护构造: IP67(IEC规格)
材质: (外壳: ABS) (检测面: ABS)

Delay distance: 10% below of the detection distance
Detection object: Magnetic metal (the detection distance decreases when it is non-magnetic metal)
Supply voltage: DC type: DC12~24V(6~36V) Impulse (p-p) 10% below, AC type: AC110~220V (36~250V) 50/60Hz
Consumption current: N.P type: 13mA below, D type: 0.8mA below, A type: 1.7mA below
Control output: N.P type: 300mA below, D type: 200mA below, A type: 400mA below
Loop protection: N.P.D type: reversal connection protection, surge absorption, load short-circuit protection, A type: surge absorption
Ambient temperature & humidity: During operation, storage: individually -30~+65°C (no freeze, no dew), During operation, storage: individually 35~95%RH
Insulation impedance: 50MΩ above (DC500 megameter) between charging part and housing
Withstand voltage: AC1000V 50/60Hz 1min between charging part and housing
Temperature influence: Temperature range -30~+65°C, at +23°C, ±15% detection distance; temperature range -25~+60°C, at +23°C, ±10% detection distance
Voltage influence: Inside ±15% rated supply voltage range, at rated supply voltage value, inside ±10% detection distance
Protection structure: IP67 (IEC specification)
Material: (Housing: ABS), (Detection surface: ABS)

外形尺寸(mm) External dimension

Chart 82 图82 HY-□10□ 	Chart 83 图83 HY-□15(20)□
Chart 84 图84 HY-□30□ 	Chart 85 图85 HD-□20□
Chart 86 图86 HE-□25□ 	Chart 87 图87 HM-□40□
Chart 88 图88 LJ2-15□ 	Chart 89 图89 LJ2-20□
Chart 90 图90 LJ1A-□ 	Chart 91 图91 WJK-II
Chart 92 图92 WJK-II 	Chart 93 图93 JWK-D(A)5□
Chart 94 图94 JWK-D(A)10□ 	Chart 95 图95 JWK220-D(A)10□

方型、槽型能与国内外各相同品种直接替换 Square and groove type, can be the direct substitution of the same type both at home and abroad

- 电源反接保护、短路保护, 可直接与PLC相联接 Power supply reversal connection protection; short-circuit protection, can directly connect with PLC
- 经济并且简单的操作 Economic and simple operation
- 长寿命和高可靠性, 耐环境性强 Long service life, high reliability and strong resistance property to environment
- 红色LED显示可以检测传感器工作状态 Red LED indicates that it's available to detect the sensor operating state
- IP67防护结构(IEC规格) IP67 protection structure (IEC specification)
- 使用前请先阅读产品说明书的“注意事项” Read the "Matters needing attention" of the Product Instruction before use



型号规格 Type and Specification

尺寸 Dimension	28×16×12	32×22×11	10×17×20	16×25×44	16×23×42	15×29×31	86×29×18	87×70×45
安装方式 Mounting way	非屏蔽式 Non-screen shield type	非屏蔽式 Non-screen shield type	槽式 Slot type	槽式 Slot type	槽式 Slot type	槽式 Slot type	非屏蔽式 Non-screen shield type	槽式 Slot type
直流型 DC type	N P	LJG5C-4/Z2CN2	LJG5C-5/Z2CN2	LU3-10N1	LU4-16N1	LU5-16N1	LU5-15N1	JKD-J-D12
	N C	LJG5C-4/Z2BN2	LJG5C-5/Z2BN2	LU3-10N2	LU4-16N2	LU5-16N2	LU5-15N2	
	NO+NC							
	P	LJG5C-4/Z2CP2	LJG5C-5/Z2CP2	LU3-10P1	LU4-16P1	LU5-16P1	LU5-15P1	JKS-J-D
	N C	LJG5C-4/Z2BP2	LJG5C-5/Z2BP2	LU3-10P2	LU4-16P2	LU5-16P2	LU5-15P2	
	NO+NC							
	二线	LJG5C-4/Z0AN2	LJG5C-5/Z0AN2		LU4-16D1	LU5-16D1	LU5-15D1	
	NC	LJG5C-4/Z0BN2	LJG5C-5/Z0BN2		LU4-16D2	LU5-16D2	LU5-15D2	
	交流型 AC type							
	二线							
NC								
NO+NC								
检测距离 Detection distance	4mm±10%	5mm±10%	3mm±10%	4mm±10%	5mm±10%	5mm±10%	10mm±10%	10mm±10%
设定距离 Set distance	0~3.6mm	0~4mm	3mm	4mm	5mm	5mm	0~8mm	10mm
标准检测物体 Standard detection object	铁18×18×1mm	铁18×18×1mm	铁18×18×1mm	铁25×25×1mm	铁25×25×1mm	铁25×25×1mm	铁30×30×1mm	铁30×30×1mm
响应频率 Response frequency	DC: 0.5kHz AC: 25Hz	DC: 0.5kHz AC: 25Hz	DC: 0.5kHz AC: 25Hz	DC: 0.5kHz AC: 25Hz	DC: 0.5kHz AC: 25Hz	DC: 0.5kHz AC: 25Hz	DC: 0.5kHz AC: 25Hz	DC: 0.5kHz AC: 25Hz
图例 Illustration	图96 Chart96	图97 Chart97	图98 Chart98	图99 Chart99	图100 Chart100	图101 Chart101	—	—

型号规格 Type and Specification

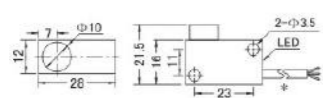
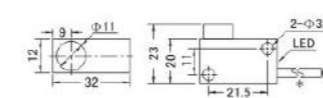
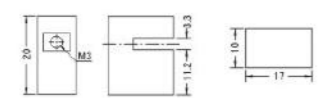
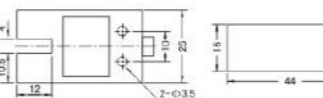
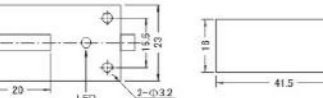
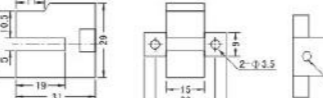
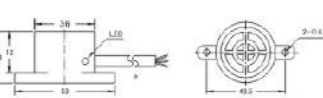
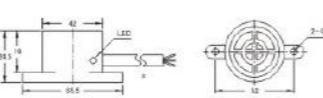
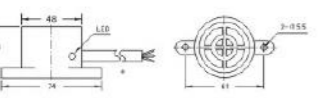
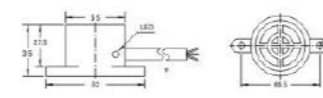

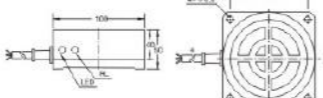
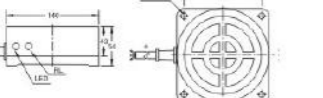
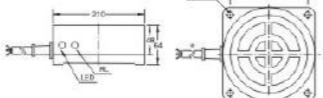
尺寸 Dimension	Φ36×18	Φ42×25	Φ48×32	Φ55×35	Φ80×40	Φ100×50	Φ140×55	Φ210×64	
安装方式 Mounting way	非屏蔽式 Non-screen shield type	非屏蔽式 Non-screen shield type	非屏蔽式 Non-screen shield type	非屏蔽式 Non-screen shield type	非屏蔽式 Non-screen shield type	非屏蔽式 Non-screen shield type	非屏蔽式 Non-screen shield type	非屏蔽式 Non-screen shield type	
直流型 DC type	N P	SK-3015A	SJ-3018A	SD-3020A	SE-3025A	TCC-3040A	TCA-3050A	TCB-3080A	TCC-30120A
	N C	SK-3015B	SJ-3018B	SD-3020B	SE-3025B	TCC-3040B	TCA-3050B	TCB-3080B	TCC-30120B
	NO+NC	SK-3015AB	SJ-3018AB	SD-3020AB	SE-3025AB	TCC-3040AB	TCA-3050AB	TCB-3080AB	TCC-30120AB
	P	SK-3015C	SJ-3018C	SD-3020C	SE-3025C	TCC-3040C	TCA-3050C	TCB-3080C	TCC-30120C
	N C	SK-3015D	SJ-3018D	SD-3020D	SE-3025D	TCC-3040D	TCA-3050D	TCB-3080D	TCC-30120D
	NO+NC	SK-3015CD	SJ-3018CD	SD-3020CD	SE-3025CD	TCC-3040CD	TCA-3050CD	TCB-3080CD	TCC-30120CD
	二线	SK-3015AL	SJ-3018AL	SD-3020AL	SE-3025AL	TCC-3040AL	TCA-3050AL	TCB-3080AL	TCC-30120AL
	NC	SK-3015BL	SJ-3018BL	SD-3020BL	SE-3025BL	TCC-3040BL	TCA-3050BL	TCB-3080BL	TCC-30120BL
	交流型 AC type								
	二线	SK-2015A	SJ-2018A	SD-2020A	SE-2025A	TCC-2040A	TCA-2050A	TCB-2080A	TCC-20120A
NC	SK-2015B	SJ-2018B	SD-2020B	SE-2025B	TCC-2040B	TCA-2050B	TCB-2080B	TCC-20120B	
NO+NC			SD-2020AB	SE-2025AB	TCC-2040AB	TCA-2050AB	TCB-2080AB	TCC-20120AB	
检测距离 Detection distance	15mm±10%	18mm±10%	20mm±10%	25mm±10%	40mm±10%	50mm±10%	80mm±10%	120mm±10%	
设定距离 Set distance	0~13mm	0~16mm	0~17mm	0~22mm	0~35mm	0~40mm	0~65mm	0~90mm	
标准检测物体 Standard detection object	铁55×55×1mm	铁60×60×1mm	铁65×65×1mm	铁75×75×1mm	铁80×80×2mm	铁100×100×2mm	铁140×140×2mm	铁210×210×2mm	
响应频率 Response frequency	DC: 0.5kHz AC: 25Hz	DC: 0.5kHz AC: 25Hz	DC: 0.5kHz AC: 25Hz	DC: 0.5kHz AC: 25Hz	DC: 0.5kHz AC: 25Hz	DC: 0.5kHz AC: 25Hz	DC: 0.5kHz AC: 25Hz	DC: 0.5kHz AC: 25Hz	
图例 Illustration	图102 Chart102	图103 Chart103	图104 Chart104	图105 Chart105	图106 Chart106	图107 Chart107	图108 Chart108	图109 Chart109	

特性参数 Characteristic parameter

滞后距离: 检测距离的10%以下
检测物体: 磁性金属(非磁性金属时检测距离减小)
电源电压: 直流型: DC12-24V(6-36V)脉冲(P-P)10%以下, 交流型: AC110-220V(36-250V)50/60Hz
消耗电流: N.P型: 13mA以下, D型: 0.8mA以下, A型: 1.7mA以下
控制输出: N.P型: 300mA以下, D型: 200mA以下, A型: 400mA以下
回路保护: N.P.D型: 逆连接保护、浪涌吸收、负载短路保护, A型: 浪涌吸收
环境温、湿度: 动作时、保存时: 各-30~+65℃ (不结冰、不结露), 动作时、保存时: 各35-95%RH
绝缘阻抗: 50MΩ以上(DC500兆欧表)充电部分与外壳间
耐压: AC1000V 50/60Hz 1min充电部分与外壳间
温度的影响: 温度范围-30~+65℃, +23℃时, ±15%检测距离以内, 温度范围-25~+60℃, +23℃时, ±10%检测距离以内
电压的影响: 额定电源电压范围±15%以内、额定电源电压值时±10%检测距离以内
保护构造: IP67(IEC规格)
材质: (外壳: ABS) (检测面: ABS)

Delay distance: 10% below of the detection distance
Detection object: Magnetic metal (the detection distance decreases when it is non-magnetic metal)
Supply voltage: DC type: DC12-24V(6-36V) Impulse (p-p) 10% below. AC type: AC110-220V (36-250V) 50/60Hz
Consumption current: N.P type: 13mA below, D type: 0.8mA below, A type: 1.7mA below
Control output: N.P type: 300mA below, D type: 200mA below, A type: 400mA below
Loop protection: N.P.D type: reversal connection protection, surge absorption, load short-circuit protection, A type: surge absorption
Ambient temperature & humidity: During operation, storage: individually -30~+65℃ (no freeze, no dew), During operation, storage: individually 35-95%RH
Insulation impedance: 50MΩ above (DC500 megameter) between charging part and housing
Withstand voltage: AC1000V 50/60Hz 1min between charging part and housing
Temperature influence: Temperature range -30~+65℃, at +23℃, ±15% detection distance; temperature range -25~+60℃, at +23℃, ±10% detection distance
Voltage influence: Inside ±15% rated supply voltage range, at rated supply voltage value, inside ±10% detection distance
Protection structure: IP67 (IEC specification)
Material: (Housing: ABS), (Detection surface: ABS)

外形尺寸(mm) External dimension

Chart 96 图96 LJG5C-4(2)□ 	Chart 97 图97 LJG5C-5□ 
Chart 98 图98 LU3-10□ 	Chart 99 图99 LU4-16□ 
Chart 100 图100 LU5-16□ 	Chart 101 图101 LU5-15□ 
Chart 102 图102 SK-□15□ 	Chart 103 图103 SJ-□18□ 
Chart 104 图104 SD-□20□ 	Chart 105 图105 SE-□25□ 
Chart 106 图106 TCO-□40□ 	Chart 107 图107 TCA-□50□ 
Chart 108 图108 TCB-□80□ 	Chart 109 图109 TCC-□120□ 

电容式能与国内外各相同品种直接替换 Conductive type, can be the direct substitution of the same type both at home and abroad

- 电源反接保护、短路保护, 可直接与PLC相联接 Power supply reversal connection protection; short-circuit protection, can directly connect with PLC
- 经济并且简单的操作 Economic and simple operation
- 长寿命和高可靠性, 耐环境性强 Long service life, high reliability and strong resistance property to environment
- 红色LED显示可以检测传感器工作状态 Red LED indicates that it's available to detect the sensor operating state
- IP67防护结构(IEC规格) IP67 protection structure (IEC specification)
- 使用前请先阅读产品说明书的“注意事项” Read the "Matters needing attention" of the Product Instruction before use



规格型号 Type and Specification

尺寸 Dimension	M12×1		M18×1		M24×1.5		M30×1			
安装方式 Mounting way	屏蔽式 screen shield type	非屏蔽式 Non-screen shield type	屏蔽式 screen shield type	非屏蔽式 Non-screen shield type	屏蔽式 screen shield type	非屏蔽式 Non-screen shield type	屏蔽式 screen shield type	非屏蔽式 Non-screen shield type		
直流通型 DC type	N P N	NO	LJC12A3-2-Z/BX	LJC12A3-A-Z/BX	LJC18A3-5-Z/BX	LJC18A3-B-Z/BX	LJC24A3-8-Z/BX	LJC24A3-T-Z/BX	LJC30A3-10-Z/BX	LJC30A3-H-Z/BX
		NC	LJC12A3-2-Z/AX	LJC12A3-A-Z/AX	LJC18A3-5-Z/AX	LJC18A3-B-Z/AX	LJC24A3-8-Z/AX	LJC24A3-T-Z/AX	LJC30A3-10-Z/AX	LJC30A3-H-Z/AX
		NO+NC								
	P N P	NO	LJC12A3-2-Z/BY	LJC12A3-A-Z/BY	LJC18A3-5-Z/BY	LJC18A3-B-Z/BY	LJC24A3-8-Z/BY	LJC24A3-T-Z/BY	LJC30A3-10-Z/BY	LJC30A3-H-Z/BY
		NC	LJC12A3-2-Z/AY	LJC12A3-A-Z/AY	LJC18A3-5-Z/AY	LJC18A3-B-Z/AY	LJC24A3-8-Z/AY	LJC24A3-T-Z/AY	LJC30A3-10-Z/AY	LJC30A3-H-Z/AY
		NO+NC								
交流型 AC type	二线 Two-wire	NO			LJC18A3-5-J/EZ	LJC18A3-B-J/EZ	LJC24A3-8-J/EZ	LJC24A3-T-J/EZ	LJC30A3-10-J/EZ	LJC30A3-H-J/EZ
	NC				LJC18A3-5-J/DZ	LJC18A3-B-J/DZ	LJC24A3-8-J/DZ	LJC24A3-T-J/DZ	LJC30A3-10-J/DZ	LJC30A3-H-J/DZ
	NO+NC									
检测距离 Detection distance	2mm±10%	5mm±10%	5mm±10%	10mm±10%	8mm±10%	15mm±10%	10mm±10%	20mm±10%		
设定距离 Set distance	0-1.7mm	0-4mm	0-4mm	0-8mm	0-7mm	0-13mm	0-8mm	0-18mm		
标准检测物体 Standard detection object	铁SPCC 50×50×1mm									
响应频率 Response frequency	DC: 0.5kHz AC: 25Hz	DC: 0.5kHz AC: 25Hz	DC: 0.5kHz AC: 25Hz	DC: 0.5kHz AC: 25Hz	DC: 0.5kHz AC: 25Hz	DC: 0.5kHz AC: 25Hz	DC: 0.5kHz AC: 25Hz	DC: 0.5kHz AC: 25Hz	DC: 0.5kHz AC: 25Hz	
图例 Illustration	图110 Chart110	图111 Chart111	图112 Chart112	图113 Chart113	图114 Chart114	图115 Chart115	图116 Chart116	图117 Chart117		

规格型号 Type and Specification

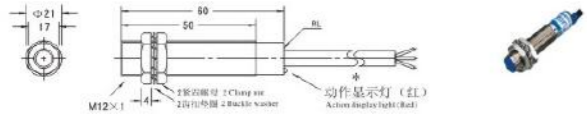
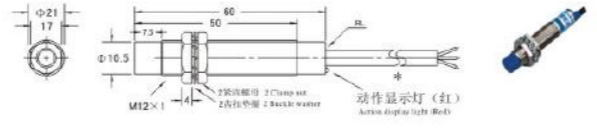
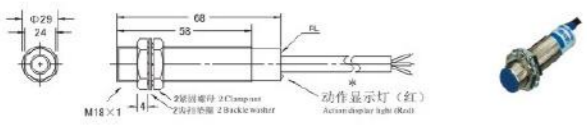
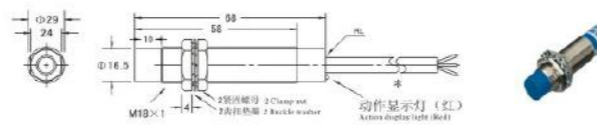
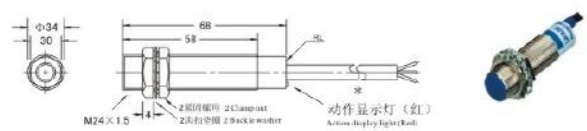
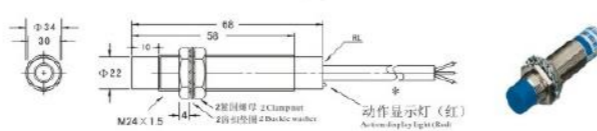
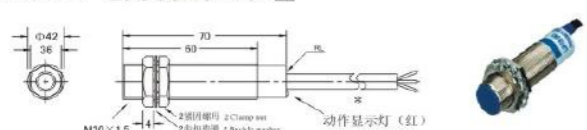
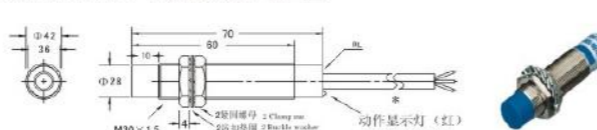
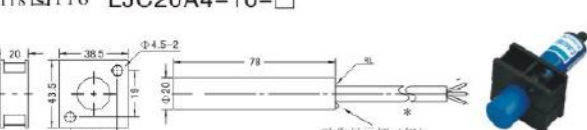
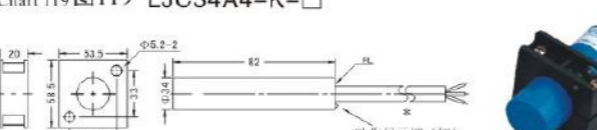
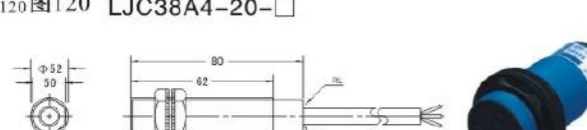

尺寸 Dimension	Φ20	Φ34	M38×1.5	Φ80×80×40		
安装方式 Mounting way	非屏蔽式 Non-screen shield type					
直流通型 DC type	N P N	NO	LJC20A4-10-Z/BX	LJC34A3-K-Z/BX	LJC38A4-20-Z/BX	LJC80A4-40-Z/BX
		NC	LJC20A4-10-Z/AX	LJC34A3-K-Z/AX	LJC38A4-20-Z/AX	LJC80A4-40-Z/AX
		NO+NC				
	P N P	NO	LJC20A4-10-Z/BY	LJC34A3-K-Z/BY	LJC38A4-20-Z/BY	LJC80A4-40-Z/BY
		NC	LJC20A4-10-Z/AY	LJC34A3-K-Z/AY	LJC38A4-20-Z/AY	LJC80A4-40-Z/AY
		NO+NC				
交流型 AC type	二线 Two-wire	NO				
	NC					
	NO+NC					
检测距离 Detection distance	10mm±10%	25mm±10%	20mm±10%	40mm±10%		
设定距离 Set distance	0-8mm	0-22mm	0-18mm	0-35mm		
标准检测物体 Standard detection object	铁SPCC 50×50×1mm					
响应频率 Response frequency	DC: 0.5kHz AC: 25Hz	DC: 0.5kHz AC: 25Hz	DC: 0.5kHz AC: 25Hz	DC: 0.5kHz AC: 25Hz		
图例 Illustration	图118 Chart118	图119 Chart119	图120 Chart120	图121 Chart121		

特性参数 Characteristic parameter

滞后距离: 检测距离的10%以下
检测物体: 任何介电物质
电源电压: 直流型: DC12-24V(6-36V)脉冲(P-P)10%以下, 交流型: AC110-220V(36-250V)50/60Hz
消耗电流: N.P型: 13mA以下, D型: 0.8mA以下, A型: 1.7mA以下
控制输出: N.P型: 300mA以下, D型: 200mA以下, A型: 400mA以下
回路保护: N.P.D型: 逆连接保护、浪涌吸收、负载短路保护, A型: 浪涌吸收
环境温、湿度: 动作时、保存时: 各-30~+65℃ (不结冰、不结露), 动作时、保存时: 各35-95%RH
绝缘阻抗: 50MΩ以上(DC500兆欧表)充电部分与外壳间
耐压: AC1000V 50/60Hz 1min充电部分与外壳间
温度的影响: 温度范围-30~+65℃, +23℃时, ±15%检测距离以内, 温度范围-25~+60℃, +23℃时, ±10%检测距离以内
电压的影响: 额定电源电压范围±15%以内、额定电源电压值时±10%检测距离以内
保护构造: IP67(IEC规格)
材质: (外壳: 黄铜镀镍); (检测面: ABS)

Delay distance: 10% below of the detection distance
Detection object: Can detect any dielectric
Supply voltage: DC type: DC12-24V(6-36V) Impulse (p-p) 10% below, AC type: AC110-220V (36-250V) 50/60Hz
Consumption current: N.P type: 13mA below, D type: 0.8mA below, A type: 1.7mA below
Control output: N.P type: 300mA below, D type: 200mA below, A type: 400mA below
Loop protection: N.P.D type: reversal connection protection, surge absorption, load short-circuit protection, A type: surge absorption
Ambient temperature & humidity: During operation, storage: individually -30~+65℃ (no freeze, no dew), During operation, storage: individually 35-95%RH
Insulation impedance: 50MΩ above (DC500 megameter) between charging part and housing
Withstand voltage: AC1000V 50/60Hz 1min between charging part and housing
Temperature influence: Temperature range -30~+65℃, at +23℃, ±15% detection distance; temperature range -25~+60℃, at +23℃, ±10% detection distance
Voltage influence: Inside ±15% rated supply voltage range, at rated supply voltage value, inside ±10% detection distance
Protection structure: IP67 (IEC specification)
Material: (Housing: Nickel plated brass), (Detection surface: ABS).

外形尺寸(mm) External dimension(mm)

Chart 110 图110 LJC12A3-2-□ 	Chart 111 图111 LJC12A3-A-□ 
Chart 112 图112 LJC18A3-5-□ 	Chart 113 图113 LJC18A3-B-□ 
Chart 114 图114 LJC24A3-8-□ 	Chart 115 图115 LJC24A3-T-□ 
Chart 116 图116 LJC30A3-10-□ 	Chart 117 图117 LJC30A3-H-□ 
Chart 118 图118 LJC20A4-10-□ 	Chart 119 图119 LJC34A4-K-□ 
Chart 120 图120 LJC38A4-20-□ 	Chart 121 图121 LJC80A4-40-□ 

模拟式能检测物体位置的移动 霍尔式能检测物体的计数
Analog type, can detect the movement of the object location Hall type to detect objects counting

- 电源反接保护 Power supply reversal connection protection
- 长寿命和高可靠性 Long service life, high reliability
- 红色LED显示可以检测传感器工作状态 Red LED indicates that it's available to detect the sensor operating state
- 距离可调节的简单操作 Simple operation with adjustable distance
- IP67防护结构(IEC规格) IP67 protection structure (IEC specification)
- 使用前请先阅读产品说明书的“注意事项” Read the "Matters needing attention" of the Product Instruction before use



规格型号(模拟位移传感器) Type and Specification(Simulation displacement sensor)

尺寸 Dimension	M18×1	M30×1.5	M38×1.5	M24×1.5
安装方式 Mounting way	非屏蔽式 Non-screen shield type	非屏蔽式 Non-screen shield type	非屏蔽式 Non-screen shield type	非屏蔽式 Non-screen shield type
型号 Voltage type	J4-D8V	JCW-300A	JCW-400A	JCW-480A
检测距离 Detection distance	1-8mm	1-13mm	1-18mm	1-18mm
标准检测物体 Standard detection object	铁 18×18×1mm	铁 30×30×1mm	铁 54×54×1mm	铁 65×65×1mm
电源电压 Supply voltage	15-30VDC	15-30VDC	15-30VDC	15-30VDC
电压输出 Voltage output	0-10VDC	0-10VDC	0-10VDC	0-10VDC
负载电阻 Load resistance	≥4.7kΩ	≥4.7kΩ	≥4.7kΩ	≥4.7kΩ
电流输出 Current output	0-20mA	0-20mA	0-20mA	0-20mA
负载电阻 Load resistance	≤500Ω	≤500Ω	≤500Ω	≤500Ω
响应频率 Response frequency	200Hz	200Hz	200Hz	200Hz
图例 Illustration	图122 Chattr122	图123 Chattr123	图124 Chattr124	图125 Chattr125

规格型号(霍尔传感器) Type and Specification(Hall sensor-based)

尺寸 Dimension	M8×1×25	M12×1×25	M12×1×35	M18×1×35		
安装方式 Mounting way	屏蔽式 screen shield type	屏蔽式 screen shield type	屏蔽式 screen shield type	屏蔽式 screen shield type		
品种 Type	NPN	NO	NJK-5001C	NJK-5002C	NJK-8002C	NJK-5003C
		NC	NJK-5001D	NJK-5002D	NJK-8002D	NJK-5003D
		NO+NC		NJK-5002CD	NJK-8002CD	NJK-5003CD
	PNP	NO	NJK-5001A	NJK-5002A	NJK-8002A	NJK-5003A
		NC	NJK-5001B	NJK-5002B	NJK-8002B	NJK-5003B
		NO+NC		NJK-5002AB	NJK-8002AB	NJK-5003AB
检测距离 Detection distance	10mm±10%	10mm±10%	10mm±10%	10mm±10%		
设定距离 Set distance	0-8mm	0-8mm	0-8mm	0-8mm		
标准检测物体 Standard detection object	φ8×2mm 磁铁	φ12×2mm 磁铁	φ12×2mm 磁铁	φ18×2mm 磁铁		
响应频率 Response frequency	1kHz	1kHz	1kHz	1kHz		
图例 Illustration	图126 Chattr126	图127 Chattr127	图128 Chattr128	图129 Chattr129		

特性参数 Characteristic parameter

滞后距离: 检测距离的10%以下
检测物体: 磁性金属(非磁性金属时检测距离减小)
电源电压: 直流型: DC12-24V(6-36V)脉冲(P-P)10%以下, 交流型: AC110-220V(36-250V)50/60Hz
消耗电流: N.P型: 13mA以下, D型: 0.8mA以下, A型: 1.7mA以下
控制输出: N.P型: 300mA以下, D型: 200mA以下, A型: 400mA以下
回路保护: N.P.D型: 逆连接保护、浪涌吸收、负载短路保护, A型: 浪涌吸收
环境温、湿度: 动作时、保存时: 各-30~+65℃
(不结冰、不结露), 动作时、保存时: 各35-95%RH
绝缘阻抗: 50MΩ以上(DC500兆欧表)充电部分与外壳间
耐电压: AC1000V 50/60Hz 1min充电部分与外壳间
温度的影响: 温度范围-30~+65℃, +23℃时, ±15%检测距离以内,
温度范围-25~+60℃, +23℃时, ±10%检测距离以内
电压的影响: 额定电源电压范围±15%以内、额定电源电压值时±10%
检测距离以内
保护构造: IP67(IEC规格)
材质: (外壳: 黄铜镀镍); (检测面: ABS)

Delay distance: 10% below of the detection distance
Detection object: Magnetic metal (the detection distance decreases when it is non-magnetic metal)
Supply voltage: DC type: DC12-24V(6-36V) Impulse (p-p) 10% below, AC type: AC110-220V (36-250V) 50/60Hz
Consumption current: N.P type: 13mA below, D type: 0.8mA below, A type: 1.7mA below
Control output: N.P type: 300mA below, D type: 200mA below, A type: 400mA below
Loop protection: N.P.D type: reversal connection protection, surge absorption, load short-circuit protection, A type: surge absorption
Ambient temperature & humidity: During operation, storage: individually -30~+65℃ (no freeze, no dew), During operation, storage: individually 35-95%RH
Insulation impedance: 50MΩ above (DC500 megameter) between charging part and housing
Withstand voltage: AC1000V 50/60Hz 1min between charging part and housing
Temperature influence: Temperature range -30~+65℃, at +23℃, ±15% detection distance; temperature range -25~+60℃, at +23℃, ±10% detection distance
Voltage influence: Inside ±15% rated supply voltage range, at rated supply voltage value, inside ±10% detection distance
Protection structure: IP67 (IEC specification)
Material: (Housing: Nickel plated brass), (Detection surface: ABS).

外形尺寸(mm) External dimension(mm)

Chart 122 图122 J4-D8V

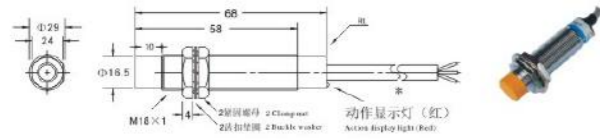


Chart 123 图123 JCW-30QA

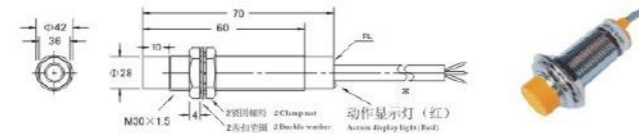


Chart 124 图124 JCW-40QA

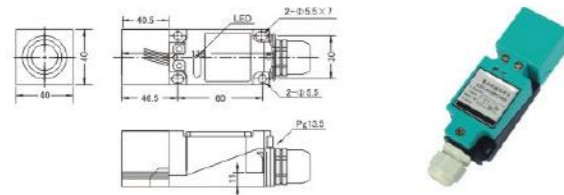


Chart 125 图125 JCW-48QA

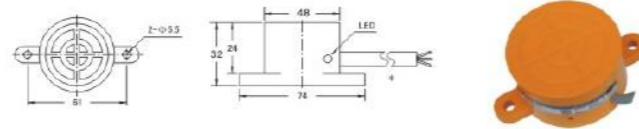


Chart 126 图126 NJK-5001□

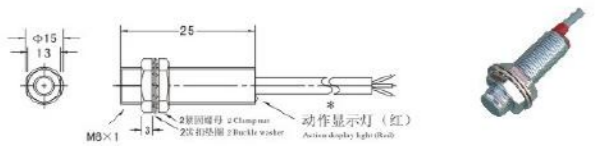


Chart 127 图127 NJK-5002□

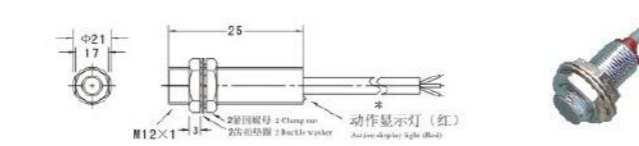


Chart 128 图128 NJK-8002□

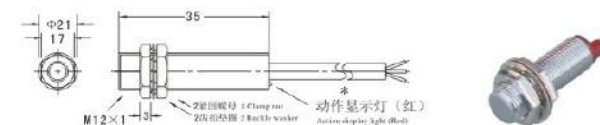
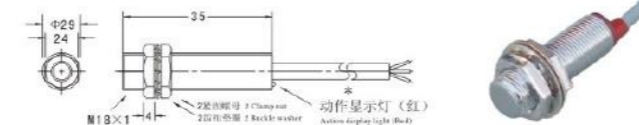


Chart 129 图129 NJK-5003□



磁性式能检测汽缸中活塞的位置 Magnetic induction type, can detect the position of the plunger in the cylinder

- 传感器可以安装在金属中
- 传感器并非安装没有任何要求
- 传感器感应面可以由金属制成
- 传感器可以穿过金属检测
- 传感器可以有更大的感应距离和更小的尺寸
- IP67防护结构(IEC规格)
- 使用前请先阅读产品说明书的“注意事项”

Sensors can be mounted in the metal
The parallel installation of the sensors hasn't any demand
Sensor induction surface can be made of metal
Sensors can undertake detection through metal
Sensors can have larger induction distance and smaller dimension
IP67 protection structure (IEC specification)
Read the "Matters needing attention" of the Product Instruction before use



规格型号 Type and Specification

尺寸 Dimension	M5×1×30	M8×1×30	M12×1×50	4.7×8×18	7.5×8×23	8×11×26	6.5×11×22.5
型号 Magnetic type	LG5A3-10-J/EZ	LG8A3-10-J/EZ	LG12A3-10-J/EZ	SD-1	SD-2	D-C73	D-A73
DC/AC二线 Two-wire	NO	NO	NO				
DC/AC三线 Three-wire	NC	NC	NC				
电源电压 Supply voltage	DC/AC:5-220V						
连续负载电流 Continuous load current	50mA	50mA	200mA	50mA	50mA	100mA	100mA
图例 Illustration	图130 Chatr130	图131 Chatr131	图132 Chatr132	图133 Chatr133	图134 Chatr134	图135 Chatr135	图136 Chatr136

规格型号 Type and Specification

尺寸 Dimension	6.5×11×22.5	11×12×28	11×13×28	15×14×33.5	10×20×40	7.5×7×22	6×14×23
型号 Magnetic type	CS1-J	CS1-U	CS1-F	CS1-S	D-B54	CS4H	MS-1
DC/AC二线 Two-wire	NO	NO	NO	NO			
DC/AC三线 Three-wire	NC	NC	NC	NC			
电源电压 Supply voltage	DC/AC:5-220V						
连续负载电流 Continuous load current	100mA	100mA	100mA	100mA	100mA	100mA	100mA
图例 Illustration	图137 Chatr137	图138 Chatr138	图139 Chatr139	图140 Chatr140	图141 Chatr141	图142 Chatr142	图143 Chatr143

规格型号 Type and Specification

尺寸 Dimension	8×16.5×24	8×15×25	6.5×19×28.5	7×14.8×33	10×21×56	3×4.5×22.5	5.8×5×24.5	5.8×5×29
型号 Magnetic type	MS-2	MS-3	MS-4	MS-5	MS-6	SD-3	SD-4	SD-5
DC/AC二线 Two-wire	NO	NO	NO	NO	NO			
DC/AC三线 Three-wire	NC	NC	NC	NC	NC			
电源电压 Supply voltage	DC/AC:5-220V							
连续负载电流 Continuous load current	100mA	100mA	100mA	100mA	100mA	100mA	100mA	100mA
图例 Illustration	图144 Chatr144	图145 Chatr145	图146 Chatr146	图147 Chatr147	图148 Chatr148	图149 Chatr149	图150 Chatr150	图151 Chatr151

规格型号 Type and Specification

尺寸 Dimension	6×5×29	12×36×36	10×34×40	28×80×94.5	13×19.5×43	28×80×94.5	78×60×27	13×19.5×43
型号 Magnetic type	D-Z73	D-A93	CS1-G	SG-1	SG-2	YG-1	MS-01	LJC1-3/24
DC/AC二线 Two-wire	NO	NO	NO	NO	NO			
DC/AC三线 Three-wire	NO+NC	NO+NC	NO+NC	NO+NC	NO+NC			
电源电压 Supply voltage	DC/AC:5-220V							
连续负载电流 Continuous load current	100mA	100mA	100mA	100mA	100mA	300mA	300mA	100mA
图例 Illustration	图152 Chatr152	图153 Chatr153	图154 Chatr154	图155 Chatr155	图156 Chatr156	图157 Chatr157	图158 Chatr158	图159 Chatr159

外形尺寸(mm) External dimension(mm)

Chart 130 图130 LG5A3-10-J/EZ	Chart 131 图131 LG8A3-10-J/EZ	Chart 132 图132 LG12A3-10-J/EZ
Chart 133 图133 SD-1	Chart 134 图134 SD-2	Chart 135 图135 D-C73
Chart 136 图136 D-A73	Chart 137 图137 CS1-J	Chart 138 图138 CS1-U
Chart 139 图139 CS1-F	Chart 140 图140 CS1-S	Chart 141 图141 D-B54
Chart 142 图142 GS4H	Chart 143 图143 MS-1	Chart 144 图144 MS-2
Chart 145 图145 MS-3	Chart 146 图146 MS-4	Chart 147 图147 MS-5
Chart 148 图148 MS-6	Chart 149 图149 SD-3	Chart 150 图150 SD-4
Chart 151 图151 SD-5	Chart 152 图152 D-Z73	Chart 153 图153 D-A93
Chart 154 图154 CS1-G	Chart 155 图155 SG-1	Chart 156 图156 SG-2
Chart 157 图157 YG-1	Chart 158 图158 MS-01	Chart 159 图159 LJC1-3/24

光电开关工作原理 Operation principle photoelectric switch

● 光电开关又称光电传感器, 传感器分漫反射型、反馈反射型、对射型, 传感器与PLC可编程控制器、单片机、非门电路、电子计数器、固态继电器、小型继电器等产品配套磁用。发射型对准目标不间断发射光束, 接收器把接收到的光能量转换为电流传输给后面的检测线路, 它能滤出有效信号和应用该信号。

Photoelectric switch say again photoelectric sensor, sensor points diffuse reflective type, feedback, DuiShe type, sensor and PLC and single-chip microcomputer, sr circuit, electronic counters, solid-state relay, small relays etc products with magnetic use. The transmitter aims at the target and generates light beam, and the receptor turns the light energy received into current and transmits it to the detection circuit backwards. It can filter out an effective signal and use it.

光电开关技术术语 Technical terms photoelectric switch

● 距离滞后 Distance delay
是指测量板靠近光电开关产生的动作距离和复位距离之差; 滞后距离用开关的距离的百分比来表示。

It means the distance difference between the action distance and the reset distance produced when the measuring board approaches the photoelectric switch; the delay distance is shown as percent number of switch distance.

● 亮通/暗通 Light on / Dark on

类型 Type	图例 Illustration	暗通 Dark on	亮通 Light on
对射型光电开关 Correlation type photoelectric switch			
反射板型光电开关 Reflecting board type photoelectric switch			
漫反射型光电开关 Diffuse reflection type photoelectric switch			

● 指向角 Angle of spread

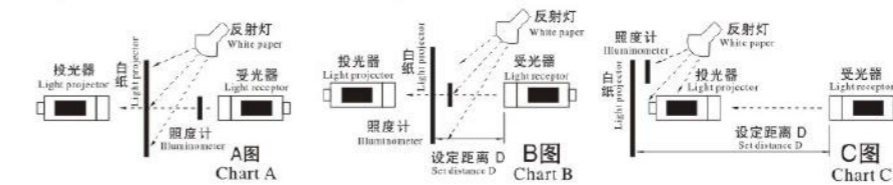
对射型、反射型能保证光电开关能稳定工作的角度范围。
Correlation type and reflection type can ensure the angle range for photoelectric switch to work steadily.

● 响应时间 Response time

指从光输入的上升、下降沿与相应的控制输出上升、下降沿距离间隔为动作或复位的迟后时间。(动作时间=复位时间)

It means the delay time when the distance difference is action distance or reset distance between the rise and fall edge of the light input, and the rise and fall edge of the relevant control output. (Action time = reset time).

● 工作环境照度 Illumination level of operational environment



(A图)当外部干扰受光器时给予影响, 故将(A图)的测定作为外部干扰光照度的基准; 在(B图)和(C图), 根据设定距离D及白板纸反射率等, 对受光器的影响程度产生变化, 基准变的明确。

(Chart A) When surrounding environment interferes in the light receptor, it works, therefore, make the determination of Chart A as the criterion of the surrounding environment interference to the illumination level; in Chart B and Chart C, the interference degree of the light receptor changes in terms of the set distance D and white paper reflection ratio, therefore, the criterion becomes uncertain.

● 镜面抑制(MSR)功能 Mirror surface rejection function (MSR)

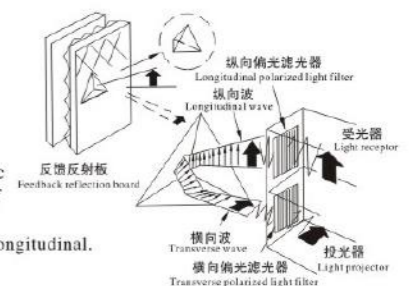
反馈反射型光电开关利用内装的偏光滤光器和回归反射的特点, 只接收来自回归反射板光束的功能。通过投光部偏光滤光器的光束变为横向。

向射到回归反射板三角锥上的光束由横向变为纵向。

其反射光通过受光部的偏光滤光器到达受光元件。

Due to the built-in polarized light filter and the property of retro-reflection, the retro-reflection type photoelectric switch only accepts the light beam from the retro-reflection board. Through the light projection part, the light beam of polarized light filter becomes transverse.

The light beam reflected to the standard pyrometric cone of the retro-reflection board becomes from transverse to longitudinal. The reflected light reaches the light receiving elements through the polarized light filter of the light receiving part.



● 反射板的盲区 Dead zone of reflection board

反射在反射的过程中，有一段区域是反射板不能识别的区域，这段区域就是反射板的盲区。
During the reflection process, there is a part of area that the reflection board can't identify. This part of area is exactly the dead zone of reflection board.

● 恒定光 Constant light

是指辐射功率基本上是固定的光。
It means the light whose radiation power is basically constant.

● 检测范围 Detection range

是指光电开关与物体之间的最大可用距离。检测范围与发射光的强度、测量区域的环境状况、反射物体的情况有关。
It means the maximum available distance between the photoelectric switch and the object. Detection range is concerned with the reflection light in intensity, the environment state of measuring area and the reflection object condition.

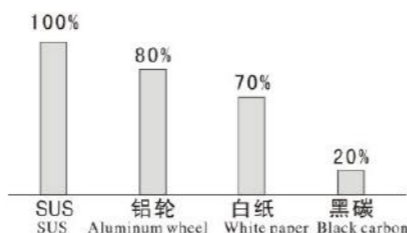
● 红外线(IR或IRED) Infrared ray(IR or IRED)

是指一种辐射波长很长的光($\lambda=780\text{nm}$ 到 1mm)
It's a kind of light whose radiation wavelength is very long. ($\lambda=780\text{nm}$ to 1mm)

● 反射性能 Reflection performance

是指目标的特性，它与目标表面构造和颜色、大小有着依赖关系；还与入射光是优或劣，定向的或漫反射的有；无反射的部分是全吸收或者透射；反射型光电开关采用通用材料可以得到较好的反射距离。

It's the target's characteristic. It has dependency relationship with the surface structure, color and size of the target, in addition, whether the incident light is good or bad, whether it is directed of diffuse reflected and whether the non-reflection part is totally absorbed or transmitted do matter. The reflection type photoelectric switch that adopts general material can achieve better reflecting distance.



● 调节器 Adjuster

通过内置式电位器，在最小照度的情况下，使接收器能产生开关输出；由此可以在有效作用距离内将开关距离调节到最佳程度。

Through the built-in potential meter and under the circumstance of the minimum illumination level, it makes the receptor produce switch output, therefore, the switch distance can be adjusted to the best state inside the range of the effective distance.

光电开关分类 Photoelectric switch classification

● 对射型光电开关 Correlation type photoelectric switch

对射型光电开关由投光器、受光器组成，结构上两者是相互分离的；辨别不透明的反光物体；有效距离大，因为光束跨越感应距离的时间仅一次；不易受干扰；装置的消费高，两个单元都必须敷设电缆。

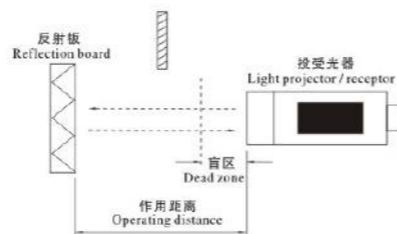
Correlation type photoelectric switch is made up of light projector and light receptor, and the both are respectively separated in structure; Distinguish the opaque reflective object; Large effective distance, for the light beam crosses the sensing distance only once; Not vulnerable to be interfered; The equipment has high consumption, so cables must be laid out on the two units.



● 反馈反射型光电开关 Feedback reflective photoelectric switch

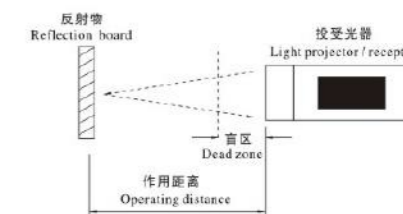
反馈反射型光电开关由投光器和受光器构成的情况是一种标准配置。从发送器来的光束，在对面反射镜被反射，既返回受光器。光的通过时间是两倍的信号持续时间；当光束被中断时产生一个开关变化。辨别不透明的反光物体；透明玻璃识别标志可以借助于特殊的传感器；当带有偏振滤光镜的传感器使用时，反射目标成为可靠的识别(可参见MSR功能)；借助反射镜部件，形成高的有效距离范围；不易受干扰。

Feedback reflective photoelectric switch is made up of light projector and light receptor, which is one of standard configurations. The light beam from the projector is reflected by the opposite mirror, and then goes back to the light receptor. The transit time is twice the signal's duration time; a switch change comes into being when the light beam breaks. Distinguish the opaque reflective object; Transparent glass identification mark can be made of special sensor; When the sensor with polaroid filter works, the reflective target becomes a reliable identification (See MSR function); High effective distance range is available with the help of reflective mirror parts; Not vulnerable to be interfered



● 漫反射型光电开关 Diffuse reflection type photoelectric switch

漫反射型光电开关由投光器和受光器构成的情况是一种标准配置。从发送器来的光速时，目标产品漫反射；当有足够的组合光返回受光器时，开关状态发生变化；有效作用距离是由目标的反射能力决定的，是由表面性质和颜色决定的。带有灵敏度调节器的变化能力可起到补偿作用；较小的装配开支，光传感器由单个元件组成时，通常可以达到粗定位；采用背景抑制功能调节测量距离；对目标上的灰尘敏感和对目标变化了的反射性能敏感。



Diffuse reflection type photoelectric switch is made up of light projector and light receptor, which is one of standard configurations. When the light beam comes from the projector, the target creates diffuse reflection; when there is enough combination light back to the light receptor, the switch state will change; Effective operating distance depends on the reflectivity capacity of the target, as well as the surface property and color. The change capacity with sensitivity adjuster can assume compensation action; The equipment has lower consumption. When the optical sensor is made up of a single element, rough location can usually be achieved; Adopts the function of background rejection to regulate the measuring distance; sensitive to the dust on the target and sensitive to the changed reflective performance of the target.

● 光纤传感器 Optical fiber sensor

检测微小物体(最小为0.5mm)；用高级合金钢最为外包装，可以在高温环境中使用；对有约束的安装状况的适宜的。

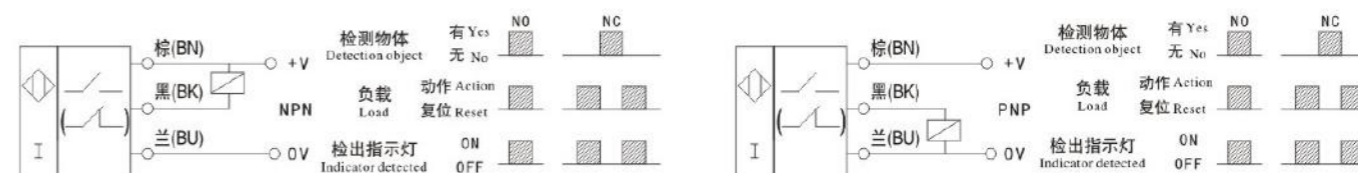
Detect micro-objects (Minimum 0.5mm); Use high-class alloy steel as external packing, which can work in the high temperature environment; Suitable to the installation condition which has restriction.

光电开关输出方式和电气特性 Electrical Characteristics & Output Form of Photoelectric Switch

● 直流三线制(N,P型)NO或NC DC three-wire system (N, P type) NO or NC

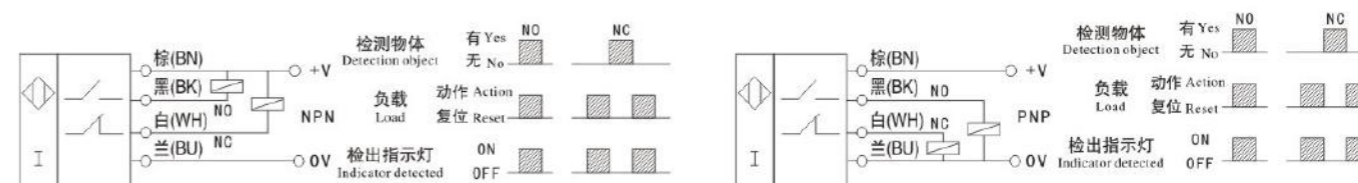
这些开关的负载和供电电源分开连接；有极性，短路和过载保护功能，剩余电流可以忽略。

The load of these switches connects separately with the power supply, owning the functions of polarity, short-circuit and over-load protection. The residual current can be neglected.



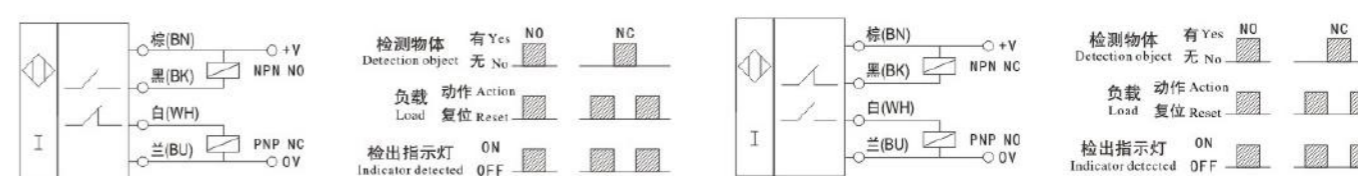
● 直流四线制(N,P型)NO+NC DC four-wire system (N, P type) NO plus NC

这些开关可提供常开，常闭两组输出。The switches can provide two groups of output NO and NC.



● 直流四线制(X型) DC four-wire system (X type)

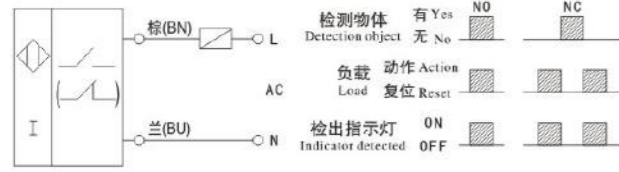
NPN,PNP,NO,NC四合种输出方式可转换 The four output modes can be converted among NPN, PNP, NO and NC



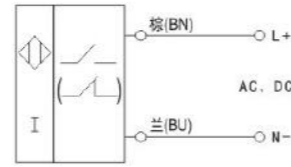
● 交流二线制NO或NC AC two-wire system NO or NC

负载必须串联在传感器内进行工作在开路状态，在闭路状态，开关元件上有一个较小的电压降

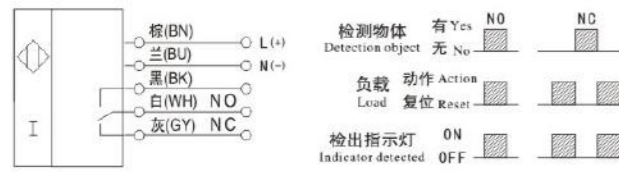
The load must be series connected inside the sensor and work, and on closed -circuit state, there is a minor voltage drop on the switch elements.



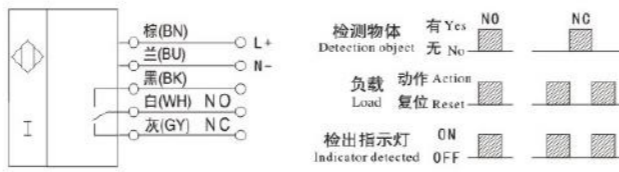
● 交流、直流(A,D型)二线制反射器 AC、DC(A,Dtype)Two-wire system reflector



● 交流、直流五线制(A、D型)继电器输出 AC、DC five-wire system (A、D type) relay output



● 交直流五线制(AC+DC型)继电器输出 ACDC five-wire system (AC plus DC type) relay output



光电开关的并联、串联（请参照接近开关的参数）Series and parallel connection of photoelectric switch(See the parameters of proximity switch)

光电开关注意事项 Matters Needing Attention when using photoelectric switch

● 防止相互干扰的方法 Ways to avoid mutual interference

光电开关接近设置时，另一个开关的光入射时造成的不稳定动作，叫做相互干扰；投光器、受光器相互交叉交叉安装；反射式并列使用时，相互间隔须维持设定距离在检测距离的1.4倍以上；对射式并列使用时，相互间隔须维持设定距离在检测距离的0.4倍以上。

When the photoelectric switch approaches to the equipment, the light from another switch emits, causing unsteady action, which is called mutual interference;The light projector and the light receptor are cross-installed mutually; When the reflection type is used together, the distance between them must be kept, and the set distance is 1.4 times of detection distance; When the correlation type is used together, the distance between them must be kept, and the set distance is 0.4 times of detection distance.

● 防止配线干扰的方法 Prevent wiring interference method

光电开关的配线应单独配金属软管，请不要与电力线，动作线一起在同一金属软管内；电源电压请在电源电压范围内使用。

The Photoelectric switch must be equipped individually with metal flexible pipe, and don't make it with the electric line and power line in the same metal flexible pipe; The supply voltage must inside the supply voltage range.

● 安装场合的注意事项 Installations of the matters needing attention

灰尘较多的场合；腐蚀性气体较多的场合；水、油、药液直接溅散的场合；太阳光等强光直接照射的场合；使用时的环境温度应在额定范围内。

Where there is more dust; Where there is more corrosive gas; Where water, oil and drugs are sprayed straightly; Where intense light such as sun light shines directly; When it's during the use, the ambient temperature and humidity must be inside the rated range.

● 关于维护检修 About maintenance and repair

检测物体及光电开关的安装位置有无偏移，松动；配线、连接部位有无松动，接触不良，断线；有无附粘灰尘等堆积物；使用温度条件，周围环境条件有无异常；检测距离有无异常。

Check whether there is any movement or looseness about the installation sites of the object and photoelectric switch; Check whether there is any looseness, bad contact or disconnection about the equipped line and connecting parts; Check whether there is any deposit adhered, such as dust; Check whether the operating temperature condition and ambient environment condition are abnormal; Check whether the detection distance is abnormal.

圆柱型能与国内外各相同品种直接替换 The columned can with various domestic same species directly replaced

- 电源反接保护、短路保护，可直接与PLC相联接
- 新增电流过载保护
- 长寿命和高可靠性，耐环境性强
- 红色LED显示可以检测传感器工作状态
- 新增金属外壳形，增大了安装强度
- 增加外壳强度和断线的对策
- M8对射已试制推出
- IP67防护结构（IEC规格）
- 使用前请先阅读产品说明书的“注意事项”

- Power supply reversal connection protection; short-circuit protection, can directly connect with PLC
- Newly added current over-load protection
- Long service life, high reliability and strong resistance property to environment
- Red LED indicates that it's available to detect the sensor operating state
- Newly added metal housing to improve the installation intensity
- Countermeasure to improve the housing intensity and to solve disconnection
- M8 correlation has been trial-produced and promoted
- IP67 protection structure (IEC specification)
- Read the "Matters needing attention" of the Product Instruction before use



型号规格 Type and Specification

尺寸 Dimension		M8×1		M12×1			M18×1				
检测方式 Detection method		对射式 DuiShe type	漫反射式 Diffuse type	反馈反射式 Feedback reflex	对射式 DuiShe type	漫反射式 Diffuse type	反馈反射式 Feedback reflex	对射式 DuiShe type	漫反射式 Diffuse type	对射式 DuiShe type	
型号 Type	直流型 DC type	N	NO	E3F01-2DN1-2L	E3F1-DS8C4	E3F1-R1NK	E3F1-3DN1-3L	E3F-DS10C4	E3F-DS30C4	E3F-R2NK	E3F-5DN1-5L
			NC	E3F01-2DN2-2L	E3F1-DS8B2	E3F1-R1N2	E3F1-3DN2-3L	E3F-DS10B2	E3F-DS30B2	E3F-R2N2	E3F-5DN2-5L
			NO+NC				E3F-DS10C3	E3F-DS30C3	E3F-R2N3	E3F-5DN3-5L	
		P	NO	E3F01-2DP1-2L	E3F1-DS8P1	E3F1-R1PK	E3F1-3DP1-3L	E3F-DS10P1	E3F-DS30P1	E3F-R2PK	E3F-5DP1-5L
			NC	E3F01-2DP2-2L	E3F1-DS8P2	E3F1-R1P2	E3F1-3DP2-3L	E3F-DS10P2	E3F-DS30P2	E3F-R2P2	E3F-5DP2-5L
			NO+NC					E3F-DS10P3	E3F-DS30P3	E3F-R2P3	E3F-5DP3-5L
	交流型 AC type	二线 Two-wire	NO				E3F-DS10Y1	E3F-DS30Y1	E3F-R2Y1	E3F-5DY1-5LY	
			NC				E3F-DS10Y2	E3F-DS30Y2	E3F-R2Y2	E3F-5DY2-5LY	
		三线 Three-wire	NO								
			继电器输出 Relay output								
检测范围 Detection range		2m±10%	8cm±10%	1m±10%	3m±10%	10cm±10%	10-30cm±10%	2m±10%	5m±10%		
检测目标 Detection target		不透明物体 Opaque object	透明/不透明物体 Transparent/Opaque object	不透明物体 Opaque object	不透明物体 Opaque object	透明/不透明物体 Transparent/Opaque object	透明/不透明物体 Transparent/Opaque object	不透明物体 Opaque object	不透明物体 Opaque object		
检测范围调节 Detection range regulation		固定 Fixed	固定 Fixed	灵敏度调节器 Sensitivity adjuster	固定 Fixed	固定 Fixed	灵敏度调节器 Sensitivity adjuster	灵敏度调节器 Sensitivity adjuster	固定 Fixed		
响应时间 Response time		1ms	1ms	1ms	1ms	1ms	1ms	1ms	1ms		
图例 Illustration		图160 Chattr160		图161 Chattr161			图162 Chattr162				

型号规格 Type and Specification

尺寸 Dimension		M18×1			M30×1.5			M18×1		
检测方式 Detection method		漫反射式 Diffuse type		反馈反射式 Feedback reflex	对射式 DuiShe type	漫反射式 Diffuse type	反馈反射式 Feedback reflex	对射式 DuiShe type		
型号 Type	直流型 DC type	N	NO	E3F3-D11	E3F3-D12	E3F3-R11	E3F3-T11	E3F3-DS70N1	E3F3-R4NK	E3F3-10DN1-10L
			NC	E3F3-D61	E3F3-D62	E3F3-R61	E3F3-T61	E3F3-DS70N2	E3F3-R4N2	E3F3-10DN2-10L
			NO+NC					E3F3-DS70N3	E3F3-R4N3	E3F3-10DN3-10L
		P	NO	E3F3-D31	E3F3-D32	E3F3-R31	E3F3-T31	E3F3-DS70P1	E3F3-R4PK	E3F3-10DP1-10L
			NC	E3F3-D81	E3F3-D82	E3F3-R81	E3F3-T81	E3F3-DS70P2	E3F3-R4P2	E3F3-10DP2-10L
			NO+NC					E3F3-DS70P3	E3F3-R4P3	E3F3-10DP3-10L
	交流型 AC type	二线 Two-wire	NO				E3F-DS70Y1	E3F3-R4Y1	E3F-10DY1-10LY	
			NC				E3F-DS70Y2	E3F3-R4Y2	E3F-10DY2-10LY	
		三线 Three-wire	NO							
			继电器输出 Relay output							
检测范围 Detection range		10cm±10%	10-30cm±10%	3m±10%	5m±10%	70cm±10%	4m±10%	10m±10%	10-30cm±10%	
检测目标 Detection target		透明/不透明物体 Transparent/Opaque object	透明/不透明物体 Transparent/Opaque object	不透明物体 Opaque object	不透明物体 Opaque object	透明/不透明物体 Transparent/Opaque object	不透明物体 Opaque object	不透明物体 Opaque object	不透明物体 Opaque object	
检测范围调节 Detection range regulation		灵敏度调节器 Sensitivity adjuster	灵敏度调节器 Sensitivity adjuster	灵敏度调节器 Sensitivity adjuster	固定 Fixed	灵敏度调节器 Sensitivity adjuster	灵敏度调节器 Sensitivity adjuster	固定 Fixed	灵敏度调节器 Sensitivity adjuster	
响应时间 Response time		1ms	1ms	1ms	1ms	1ms	1ms	1ms	1ms	
图例 Illustration		图163 Chattr163			图164 Chattr164			图165 Chattr165		

特性参数 Characteristic parameters

接通延时: 1.5ms
光源: 红外光660nm
电源电压: 直流型: DC12~24V(6~36V)脉动(p-p)10%以下,
交流型: AC110~220V(90~250V)50/60Hz
消耗电流: N.P型: 20mA以下, A型: 1.7mA以下
控制输出: N.P型: 300mA以下, A型: 400mA以下, J型: 2A以下(触点寿命: 10万次)
回路保护: N.P.D型: 逆连接保护、浪涌吸收、负载短路保护, A型: 浪涌吸收
环境温、湿度: 动作时、保存时: 各-30~65℃(不结冰、不结露),
动作时、保存时: 各35~95%RH
绝缘阻抗: 50MΩ以上(DC500兆欧表)充电部分与外壳间
耐压: AC1000V 50/60Hz 1min充电部分与外壳间
温度的影响: 温度范围-30~+65℃, +23℃时, ±15%检测距离以内,
温度范围-25~+60℃, +23℃时, ±10%检测距离以内
电压的影响: 额定电源电压范围±15%以内、额定电源电压值时, ±10%检测距离以内
保护构造: IP67(IEC规格)
材质: (外壳: 黄铜镀镍 ABS) (检测面(透镜): PMMA)

Connection delay: 1.5ms
Light source: Infrared light 660nm
Supply voltage: DC type: DC12~24V(6~36V) Impulse (p-p) 10% below,
AC type: AC110~220V(90~250V) 50/60Hz
Consumption current: N.P type: 20mA below, A type: 1.7mA below
Control output: N.P type: 300mA below, A type: 400mA below, J type: 2A below
(contact service life: 0.1 million times)
Loop protection: N.P.D type: reversal connection protection, surge absorption,
load short-circuit protection, A type: surge absorption
Ambient temperature & humidity: During operation, storage: individually
-30~+65℃ (no freeze, no dew), During
operation, storage: individually 35~95% RH
Insulation impedance: 50MΩ above (DC500 megameter) between charging part
and housing.
Withstand voltage: AC1000V 50/60Hz 1min between charging part and housing
Temperature influence: Temperature range -30~+65℃, at +23℃, ±15% detection
distance; temperature range -25~+60℃, at +23℃, ±10%
detection distance.
Voltage influence: Inside ±15% rated supply voltage range, at rated supply
voltage value, inside ±10% detection distance.
Protection structure: IP67 (IEC specification).
Material: Housing: Nickel plated brass (ABS)
Detection surface (lens): PMMA.

外形尺寸(mm) External dimension

Chart 160 图160 E3F01-□

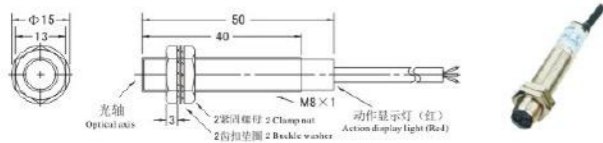


Chart 161 图161 E3F1-□

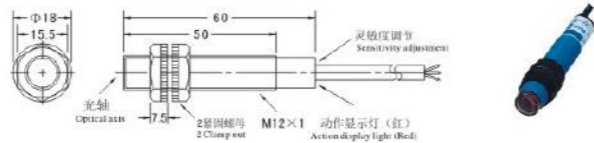


Chart 162 图162 E3F-□

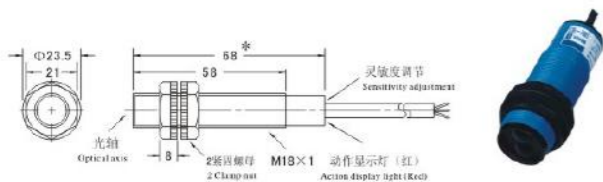


Chart 163 图163 E3F3-□(进口型 Import type)

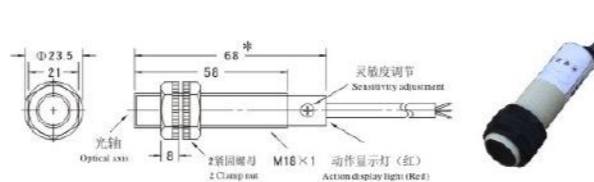


Chart 164 图164 E3F3-□

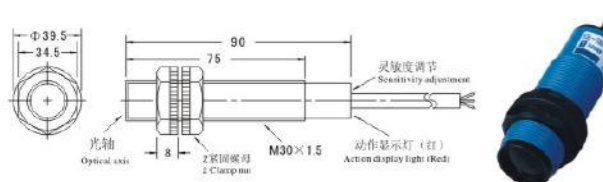
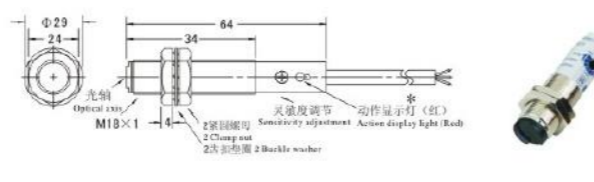


Chart 165 图165 CDD-□



方型能与国内外各相同品种直接替换 Square model can with various domestic same species directly replaced

- 功能齐全, 内置继电器, 可驱动大电流负载
- 配线型及接线端子型
- 长寿命和高可靠性, 耐环境性强
- 红色LED显示可以检测传感器工作状态
- 可提供延时输出型
- 增加外壳强度和断线的对策
- IP65防护结构(IEC规格)
- 使用前请先阅读产品说明书的“注意事项”

Multiple functions, built-in relay, can drive high current load
Cabling type and connection terminal type
Long service life, high reliability and strong resistance property to environment
Red LED indicates that it's available to detect the sensor operating state
Countermeasure to improve the housing intensity and to solve disconnection
Can provide time-delay output type
IP65 protection structure (IEC specification)
Read the "Matters needing attention" of the Product Instruction before use



规格型号 Type and Specification

尺寸 Dimension	18×50×50			25×65×75			20×43×60		
检测方式 Detection method	漫反射式 Diffuse type	反馈反射式 Feedback reflection type	对射式 DuiShe type	漫反射式 Diffuse type	反馈反射式 Feedback reflection type	对射式 DuiShe type	漫反射式 Diffuse type	反馈反射式 Feedback reflection type	对射式 DuiShe type
继电器输出 Relay output	直流亮通DC Illuminate E3JK-DS30M1	E3JK-R4M1	E3JK-5DM1-5L	E3JM-DS70M4	E3JM-R4M4	E3JM-10DM4-10L	E3K60-DS70M1	E3K60-R4M1	E3K60-5DM1-5L
交流亮通AC Illuminate	E3JK-DS30M1	E3JK-R4M1	E3JK-5DM1-5L	E3JM-DS70M4	E3JM-R4M4	E3JM-10DM4-10L	E3K60-DS70M1	E3K60-R4M1	E3K60-5DM1-5L
直流暗通DC no-Illuminate	E3JK-DS30M2	E3JK-R4M2	E3JK-5DM2-5L	E3JM-DS70M2	E3JM-R4M2	E3JM-10DM2-10L	E3K60-DS70M2	E3K60-R4M2	E3K60-5DM2-5L
交流暗通AC no-Illuminate	E3JK-DS30M2	E3JK-R4M2	E3JK-5DM2-5L	E3JM-DS70M2	E3JM-R4M2	E3JM-10DM2-10L	E3K60-DS70M2	E3K60-R4M2	E3K60-5DM2-5L
检测范围 Detection range	30cm±10%	4m±10%	5m±10%	70cm±10%	4m±10%	10m±10%	70cm±10%	4m±10%	5m±10%
检测目标 Detection target	透明/不透明物体 Transparent/Opaque object	不透明物体 Opaque object	不透明物体 Opaque object	透明/不透明物体 Transparent/Opaque object	不透明物体 Opaque object	不透明物体 Opaque object	透明/不透明物体 Transparent/Opaque object	不透明物体 Opaque object	不透明物体 Opaque object
检测范围调节 Detection range regulation	灵敏度调节器 Sensitivity adjuster	灵敏度调节器 Sensitivity adjuster	固定 Fixed	灵敏度调节器 Sensitivity adjuster	灵敏度调节器 Sensitivity adjuster	固定 Fixed	灵敏度调节器 Sensitivity adjuster	灵敏度调节器 Sensitivity adjuster	固定 Fixed
响应时间 Response time	30ms	30ms	30ms	30ms	30ms	30ms	30ms	30ms	30ms
图例 Illustration	图166 Chart166			图167 Chart167			图168 Chart168		

规格型号 Type and Specification

尺寸 Dimension	26×63×78			24×53.5×80			36×69×100		
检测方式 Detection method	漫反射式 Diffuse type	反馈反射式 Feedback reflection type	对射式 DuiShe type	漫反射式 Diffuse type	反馈反射式 Feedback reflection type	对射式 DuiShe type	漫反射式 Diffuse type	反馈反射式 Feedback reflection type	对射式 DuiShe type
继电器输出 Relay output	直流亮通DC Illuminate E3K78-DS80M1	E3K78-R4M1	E3K78-5DM1-5L	E3K80-DS80M1	E3K80-R4M1	E3K80-5DM1-5L	E3K100-DS100M1	E3K100-R4M1	E3K100-10DM1-10L
交流亮通AC Illuminate	E3K78-DS80M1	E3K78-R4M1	E3K78-5DM1-5L	E3K80-DS80M1	E3K80-R4M1	E3K80-5DM1-5L	E3K100-DS100M1	E3K100-R4M1	E3K100-10DM1-10L
直流暗通DC no-Illuminate	E3K78-DS80M2	E3K78-R4M2	E3K78-5DM2-5L	E3K80-DS80M2	E3K80-R4M2	E3K80-5DM2-5L	E3K100-DS100M2	E3K100-R4M2	E3K100-10DM2-10L
交流暗通AC no-Illuminate	E3K78-DS80M2	E3K78-R4M2	E3K78-5DM2-5L	E3K80-DS80M2	E3K80-R4M2	E3K80-5DM2-5L	E3K100-DS100M2	E3K100-R4M2	E3K100-10DM2-10L
检测范围 Detection range	80cm±10%	4m±10%	5m±10%	80cm±10%	4m±10%	5m±10%	100cm±10%	4m±10%	10m±10%
检测目标 Detection target	透明/不透明物体 Transparent/Opaque object	不透明物体 Opaque object	不透明物体 Opaque object	透明/不透明物体 Transparent/Opaque object	不透明物体 Opaque object	不透明物体 Opaque object	透明/不透明物体 Transparent/Opaque object	不透明物体 Opaque object	不透明物体 Opaque object
检测范围调节 Detection range regulation	灵敏度调节器 Sensitivity adjuster	灵敏度调节器 Sensitivity adjuster	固定 Fixed	灵敏度调节器 Sensitivity adjuster	灵敏度调节器 Sensitivity adjuster	固定 Fixed	灵敏度调节器 Sensitivity adjuster	灵敏度调节器 Sensitivity adjuster	固定 Fixed
响应时间 Response time	30ms	30ms	30ms	30ms	30ms	30ms	30ms	30ms	30ms
图例 Illustration	图169 Chart169			图170 Chart170			图171 Chart171		

规格型号 Type and Specification

尺寸 Dimension	18×50×50		
检测方式 Detection method	漫反射式 Diffuse type	反馈反射式 Feedback reflection type	对射式 DuiShe type
型号 Type	交直流继电器输出 AC, DC relay output 亮通暗通可调 Adjustable light pass through the dark		
检测范围 Detection range	BEN300-DFR	BEN5M-MFR	BEN10M-TFR
检测目标 Detection target	透明/不透明物体 Transparent/Opaque object	不透明物体 Opaque object	不透明物体 Opaque object
检测范围调节 Detection range regulation	灵敏度调节器 Sensitivity adjuster	灵敏度调节器 Sensitivity adjuster	固定 Fixed
响应时间 Response time	30ms	30ms	30ms
图例 Illustration	图172 Chart172		

特性参数 Characteristic parameters

接通延时: 1.5ms
光源: 红外光660nm
电源电压: 直流型: DC12~24V脉动(p-p)10%以下, 交流型: AC110~220V(90~250V)50/60Hz, 交直流型: DC12~240V/AC24~240V,50/60Hz
功率电流: 3VA以下
控制输出: 2A以下(触点寿命: 10万次)
允许冲动和振动: B≤30g, T≤11ms, f≤55Hz, a≤1mm
环境温、湿度: 动作时、保存时: 各-30~+65℃(不结冰、不结露), 动作时、保存时: 各35~95%RH
绝缘阻抗: 50MΩ以上(DC500兆欧表)充电部分与外壳间
耐压: AC1000V 50/60Hz 1min充电部分与外壳间
温度的影响: 温度范围-30~+65℃, +23℃时, ±15%检测距离以内, 温度范围-25~+60℃, +23℃时, ±10%检测距离以内
电压的影响: 额定电源电压范围±15%以内、额定电源电压值时, ±10%检测距离以内
保护构造: IP65(IEC规格)
材质: (外壳: 铝压铸 ABS) (检测面(透镜): PMMA)

Connection delay: 1.5ms.
Light source: Infrared light 660nm.
Supply voltage: DC type: DC12~24V(6~36V) Impulse (p-p) 10% below, AC type: AC110~220V(90~250V) 50/60Hz, DC&AC type: DC12~240V/AC24~240V, 50/60Hz.
Power current: 3V below
Control output: 2A below(contact service life: 0.1 million times).
Impulsion and vibration are allowed; B≤30g, T≤11ms, f≤55Hz, a≤1mm
Ambient temperature & humidity: During operation, storage: individually -30~+65℃ (no freeze, no dew), During operation, storage: individually 35~95%RH.
Insulation impedance: 50MΩ above (DC500 megameter) between charging part and housing.
Withstand voltage: AC1000V 50/60Hz 1min between charging part and housing
Temperature influence: Temperature range -30~+65℃, at +23℃, ±15% detection distance; temperature range -25~+60℃, at +23℃, ±10% detection distance.
Voltage influence: Inside ±15% rated supply voltage range, at rated supply voltage value, inside ±10% detection distance.
Protection structure: IP65 (IEC specification).
Material: Housing: Nickel plated brass (ABS) Detection surface (lens): PMMA.

外形尺寸(mm) External dimension

Chart 166 图166 E3JK-□

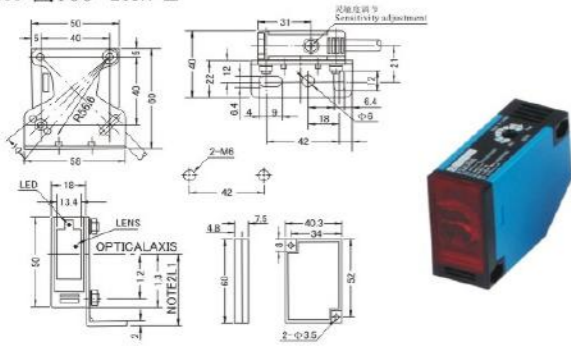


Chart 167 图167 E3JM-□

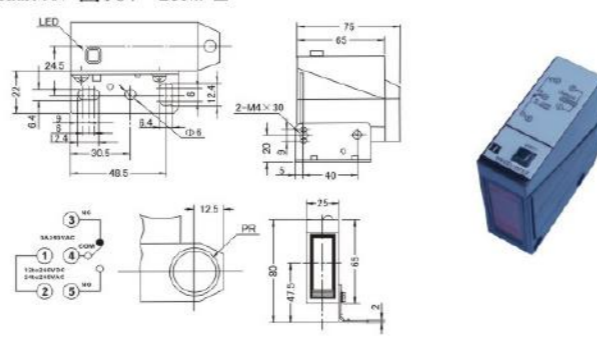


Chart 168 图168 E3K60-□

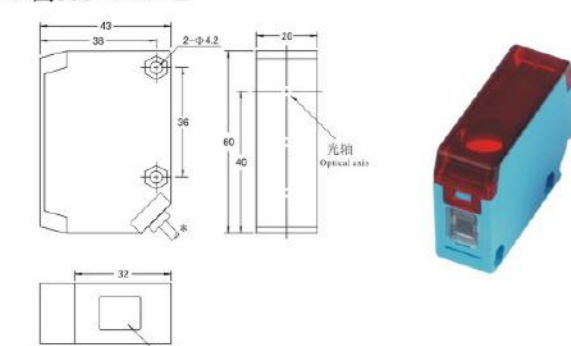


Chart 169 图169 E3K78-□

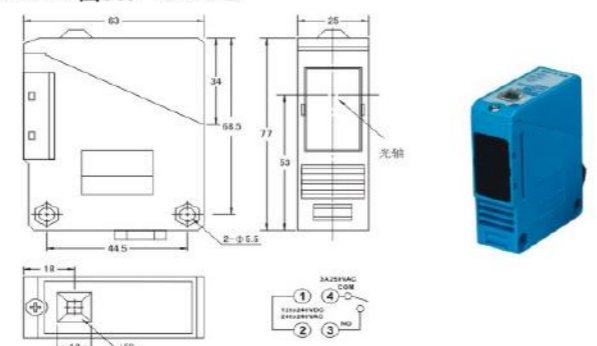


Chart 170 图170 E3K80-□

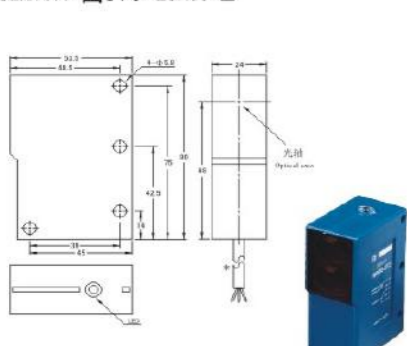


Chart 171 图171 E3K100-□

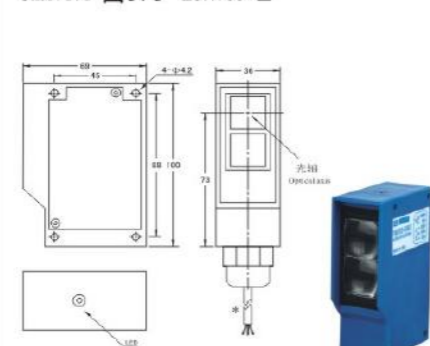
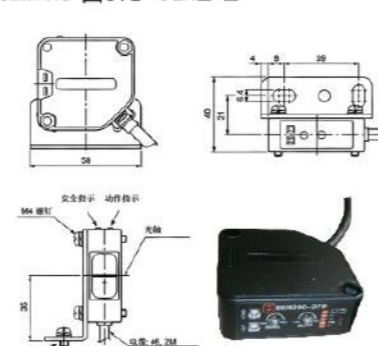


Chart 172 图172 BEN□-□



方型能与国内外各相同品种直接替换 Square model can with various domestic same species directly replaced

- 电源反接保护、短路保护, 可直接与PLC相联接
- 新增电流过载保护
- 长寿命和高可靠性, 耐环境性强
- 红色LED显示可以检测传感器工作状态
- 新增金属外壳形, 增大了安装强度
- 增加外壳强度和断线的对策
- IP65防护结构(IEC规格)
- 使用前请先阅读产品说明书的“注意事项”

Power supply reversal connection protection; short-circuit protection, can directly connect with PLC
Newly added current over-load protection
Long service life, high reliability and strong resistance property to environment
Red LED indicates that it's available to detect the sensor operating state
Newly added metal housing to improve the installation intensity
Countermeasure to improve the housing intensity and to solve disconnection
IP65 protection structure (IEC specification)
Read the "Matters needing attention" of the Product Instruction before use



规格型号 Type and Specification

尺寸 Dimension	26×56×76			27×60×85			51×76×73		
检测方式 Detection method	漫反射式 Diffuse type	反馈反射式 Feedback reflection type	对射式 DuShe type	漫反射式 Diffuse type	反馈反射式 Feedback reflection type	对射式 DuShe type	漫反射式 Diffuse type	反馈反射式 Feedback reflection type	对射式 DuShe type
继电器输出 Relay output	直流亮通DC Illuminate E3K76-DS60M1	E3K76-R2M1	E3K76-5DM1-5L	E3K85-DS60M1	E3K85-R2M1	E3K85-5DM1-5L	GKF-2	GDK-5	GDK-50
交流亮通AC Illuminate	E3K76-DS60M1	E3K76-R2M1	E3K76-5DM1-5L	E3K85-DS60M1	E3K85-R2M1	E3K85-5DM1-5L	GKF-2	GDK-5	GDK-50
直流暗通DC Non-Illuminate	E3K76-DS60M2	E3K76-R2M2	E3K76-5DM2-5L	E3K85-DS60M2	E3K85-R2M2	E3K85-5DM2-5L			
交流暗通AC Non-Illuminate	E3K76-DS60M2	E3K76-R2M2	E3K76-5DM2-5L	E3K85-DS60M2	E3K85-R2M2	E3K85-5DM2-5L			
检测范围 Detection range	60cm±10%	2m±10%	5m±10%	60cm±10%	2m±10%	5m±10%	50cm±10%	5m±10%	50m±10%
检测目标 Detection target	透明/不透明物体 Transparent/Opaque object	不透明物体 Opaque object	不透明物体 Opaque object	透明/不透明物体 Transparent/Opaque object	不透明物体 Opaque object	不透明物体 Opaque object	透明/不透明物体 Transparent/Opaque object	不透明物体 Opaque object	不透明物体 Opaque object
检测范围调节 Detection range regulation	灵敏度调节器 Sensitivity adjuster	灵敏度调节器 Sensitivity adjuster	固定 Fixed	灵敏度调节器 Sensitivity adjuster	灵敏度调节器 Sensitivity adjuster	固定 Fixed	灵敏度调节器 Sensitivity adjuster	固定 Fixed	固定 Fixed
响应时间 Response time	30ms	30ms	30ms	30ms	30ms	30ms	30ms	30ms	30ms
图例 Illustration	图173 Chart173			图174 Chart174			图175 Chart175		

规格型号 Type and Specification

尺寸 Dimension	13×35×40			13×43.5×50			17.5×32.5×75		
检测方式 Detection method	漫反射式 Diffuse type	反馈反射式 Feedback reflection type	对射式 DuShe type	漫反射式 Diffuse type	反馈反射式 Feedback reflection type	对射式 DuShe type	漫反射式 Diffuse type	反馈反射式 Feedback reflection type	对射式 DuShe type
直流型 DC type	N	NO	E3K40-DS30N1	E3K40-R2N1	E3K40-5DN1-5L	E3K50-DS30N1	E3K50-R2N1	E3K50-5DN1-5L	E3K75-5DN1-5L
	P	NC	E3K40-DS30N2	E3K40-R2N2	E3K40-5DN2-5L	E3K50-DS30N2	E3K50-R2N2	E3K50-5DN2-5L	E3K75-5DN2-5L
	N	NO	E3K40-DS30P1	E3K40-R2P1	E3K40-5DP1-5L	E3K50-DS30P1	E3K50-R2P1	E3K50-5DP1-5L	E3K75-5DP1-5L
	P	NC	E3K40-DS30P2	E3K40-R2P2	E3K40-5DP2-5L	E3K50-DS30P2	E3K50-R2P2	E3K50-5DP2-5L	E3K75-5DP2-5L
检测范围 Detection range	30cm±10%	2m±10%	5m±10%	30cm±10%	2m±10%	5m±10%	30cm±10%	2m±10%	5m±10%
检测目标 Detection target	透明/不透明物体 Transparent/Opaque object	不透明物体 Opaque object	不透明物体 Opaque object	透明/不透明物体 Transparent/Opaque object	不透明物体 Opaque object	不透明物体 Opaque object	透明/不透明物体 Transparent/Opaque object	不透明物体 Opaque object	不透明物体 Opaque object
检测范围调节 Detection range regulation	灵敏度调节器 Sensitivity adjuster	灵敏度调节器 Sensitivity adjuster	固定 Fixed	灵敏度调节器 Sensitivity adjuster	灵敏度调节器 Sensitivity adjuster	固定 Fixed	灵敏度调节器 Sensitivity adjuster	灵敏度调节器 Sensitivity adjuster	固定 Fixed
响应时间 Response time	1ms	1ms	1ms	1ms	1ms	1ms	1ms	1ms	1ms
图例 Illustration	图176 Chart176			图177 Chart177			图178 Chart178		

规格型号 Type and Specification

尺寸 Dimension	15.5×58.5×64			23×61×63			26×45.5×86		
检测方式 Detection method	漫反射式 Diffuse type	反馈反射式 Feedback reflection type	对射式 DuShe type	漫反射式 Diffuse type	反馈反射式 Feedback reflection type	对射式 DuShe type	漫反射式 Diffuse type	反馈反射式 Feedback reflection type	对射式 DuShe type
直流型 DC type	N	NO	E3K64-DS30N1	E3K64-R2N1	E3K64-5DN1-5L	E3K63-DS50N1	E3K63-R2N1	E3K63-5DN1-5L	E3K86-5DN1-5L
	P	NC	E3K64-DS30N2	E3K64-R2N2	E3K64-5DN2-5L	E3K63-DS50N2	E3K63-R2N2	E3K63-5DN2-5L	E3K86-5DN2-5L
	N	NO	E3K64-DS30P1	E3K64-R2P1	E3K64-5DP1-5L	E3K63-DS50P1	E3K63-R2P1	E3K63-5DP1-5L	E3K86-5DP1-5L
	P	NC	E3K64-DS30P2	E3K64-R2P2	E3K64-5DP2-5L	E3K63-DS50P2	E3K63-R2P2	E3K63-5DP2-5L	E3K86-5DP2-5L
检测范围 Detection range	30cm±10%	2m±10%	5m±10%	50cm±10%	2m±10%	5m±10%	30cm±10%	2m±10%	5m±10%
检测目标 Detection target	透明/不透明物体 Transparent/Opaque object	不透明物体 Opaque object	不透明物体 Opaque object	透明/不透明物体 Transparent/Opaque object	不透明物体 Opaque object	不透明物体 Opaque object	透明/不透明物体 Transparent/Opaque object	不透明物体 Opaque object	不透明物体 Opaque object
检测范围调节 Detection range regulation	灵敏度调节器 Sensitivity adjuster	灵敏度调节器 Sensitivity adjuster	固定 Fixed	灵敏度调节器 Sensitivity adjuster	灵敏度调节器 Sensitivity adjuster	固定 Fixed	灵敏度调节器 Sensitivity adjuster	灵敏度调节器 Sensitivity adjuster	固定 Fixed
响应时间 Response time	1ms	1ms	1ms	1ms	1ms	1ms	1ms	1ms	1ms
图例 Illustration	图179 Chart179			图180 Chart180			图181 Chart181		

特性参数 Characteristic parameters

接通延时: 1.5ms
光源: 红外光660nm
电源电压: 直流型: DC12~24V(6~36V)脉动(p-p)10%以下, 交流型: AC110~220V(90~250V)50/60Hz
消耗电流: N.P型: 20mA以下, A型: 1.7mA以下
控制输出: N.P型: 300mA以下, A型: 400mA以下, J型: 2A以下(触点寿命: 10万次)
回路保护: N.P.D型: 逆连接保护、浪涌吸收、负载短路保护, A型: 浪涌吸收
环境温、湿度: 动作时、保存时: 各-30~65℃(不结冰、不结露), 动作时、保存时: 各35~95%RH
绝缘阻抗: 50MΩ以上(DC500兆欧表)充电部分与外壳间
耐电压: AC1000V 50/60Hz 1min充电部分与外壳间
温度的影响: 温度范围-30~+65℃, +23℃时, ±15%检测距离以内, 温度范围-25~+60℃, +23℃时, ±10%检测距离以内
电压的影响: 额定电源电压范围±15%以内、额定电源电压值时, ±10%检测距离以内
保护构造: IP65(IEC规格)
材质: (外壳: 铝压铸 ABS) (检测面(透镜): PMMA)

Connection delay: 1.5ms
Light source: Infrared light 660nm
Supply voltage: DC type: DC12~24V(6~36V) Impulse (p-p) 10% below, AC type: AC110~220V(90~250V) 50/60Hz
Consumption current: N.P type: 20mA below, A type: 1.7mA below
Control output: N.P type: 300mA below, A type: 400mA below, J type: 2A below (contact service life: 0.1 million times)
Loop protection: N.P.D type: reversal connection protection, surge absorption, load short-circuit protection, A type: surge absorption
Ambient temperature & humidity: During operation, storage: individually -30~+65℃ (no freeze, no dew), During operation, storage: individually 35~95%RH
Insulation impedance: 50MΩ above (DC500 megameter) between charging part and housing
Withstand voltage: AC1000V 50/60Hz 1min between charging part and housing
Temperature influence: Temperature range -30~+65℃, at +23℃, ±15% detection distance; temperature range -25~+60℃, at +23℃, ±10% detection distance.
Voltage influence: Inside ±15% rated supply voltage range, at rated supply voltage value, inside ±10% detection distance.
Protection structure: IP65 (IEC specification)
Material: Housing: Nickel plated brass (ABS)
Detection surface (lens): PMMA.

外形尺寸(mm) External dimension

Chart 173 图173 E3K76-□

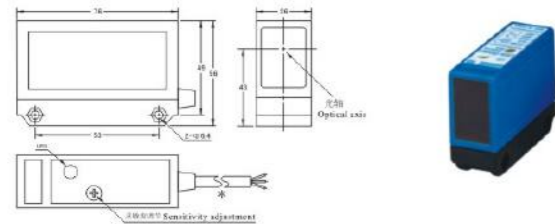


Chart 174 图174 E3K85-□

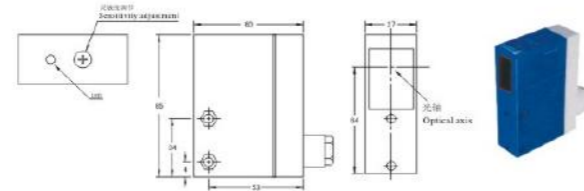


Chart 175 图175 GDK-□

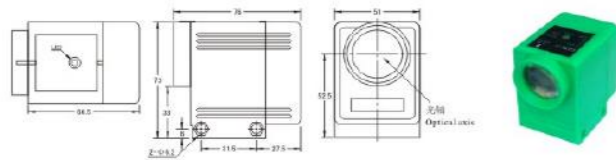


Chart 176 图176 E3K40-□

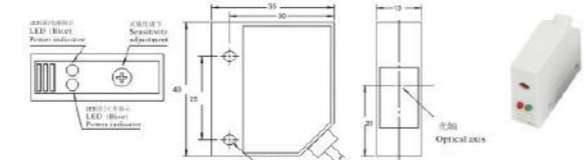


Chart 177 图177 E3K50-□

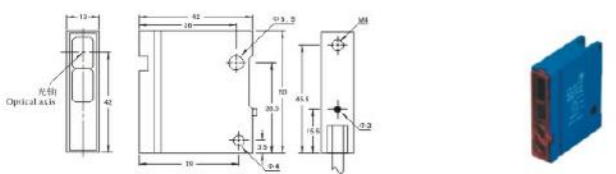


Chart 178 图178 E3K75-□

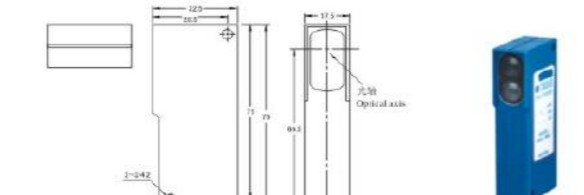


Chart 179 图179 E3K64-□

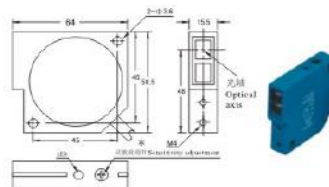


Chart 180 图180 E3K63-□

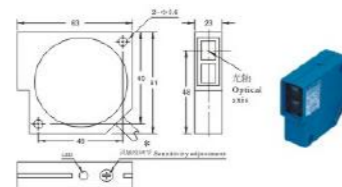
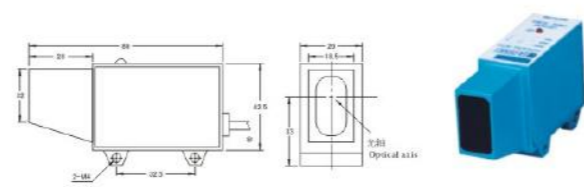


Chart 181 图181 E3K86-□



方型能与国内外各相同品种直接替换 Square model can with various domestic same species directly replaced

- 电源反接保护、短路保护, 可直接与PLC相联接
- 新增电流过载保护
- 长寿命和高可靠性, 耐环境性强
- 红色LED显示可以检测传感器工作状态
- 新增金属外壳形, 增大了安装强度
- 增加外壳强度和断线的对策
- IP65防护结构(IEC规格)
- 使用前请先阅读产品说明书的“注意事项”

Power supply reversal connection protection; short-circuit protection, can directly connect with PLC
Newly added current over-load protection
Long service life, high reliability and strong resistance property to environment
Red LED indicates that it's available to detect the sensor operating state
Newly added metal housing to improve the installation intensity
Countermeasure to improve the housing intensity and to solve disconnection
Ip65 protection structure (IEC specification)
Read the "Matters needing attention" of the Product Instruction before use



规格型号 Type and Specification

尺寸 Dimension		12×25×30			15.5×21×41			20×20×64				
检测方式 Detection method		漫反射式 Diffuse type	反馈反射式 Feedback reflection type	对射式 DaiShe type	漫反射式 Diffuse type	反馈反射式 Feedback reflection type	对射式 DaiShe type	漫反射式 Diffuse type	反馈反射式 Feedback reflection type	对射式 DaiShe type		
型号 Type	直流型 DC type	N	NO	E3K30-DS10N1	E3K30-R2N1	E3K30-3DN1-3L	E3K41-DS20N1	E3K41-R2N1	E3K41-5DN1-5L	E3S-DS30N1	E3S-R2N1	E3S-5DN1-5L
		N	NC	E3K30-DS10N2	E3K30-R2N2	E3K30-3DN2-3L	E3K41-DS20N2	E3K41-R2N2	E3K41-5DN2-5L	E3S-DS30N2	E3S-R2N2	E3S-5DN2-5L
		N	NO+NC							E3S-DS30N3	E3S-R2N3	E3S-5DN3-5L
		P	NO	E3K30-DS10P1	E3K30-R2P1	E3K30-3DP1-3L	E3K41-DS20P1	E3K41-R2P1	E3K41-5DP1-5L	E3S-DS30P1	E3S-R2P1	E3S-5DP1-5L
		P	NC	E3K30-DS10P2	E3K30-R2P2	E3K30-3DP2-3L	E3K41-DS20P2	E3K41-R2P2	E3K41-5DP2-5L	E3S-DS30P2	E3S-R2P2	E3S-5DP2-5L
		P	NO+NC							E3S-DS30P3	E3S-R2P3	E3S-5DP3-5L
		NPN/PNP/NO/NC							E3S-DS30X	E3S-R2X	E3S-5X	
型号 Type	交流型 AC type	二	NO							E3S-DS30A1	E3S-R2A1	E3S-5A1
		线	NC							E3S-DS30A2	E3S-R2A2	E3S-5A2
		三	继电器输出 Relay output									
检测范围 Detection range		10cm±10%	2m±10%	3m±10%	20cm±10%	2m±10%	5m±10%	30cm±10%	2m±10%	5m±10%		
检测目标 Detection target		透明/不透明物体 Transparent / Opaque object	不透明物体 Opaque object	不透明物体 Opaque object	透明/不透明物体 Transparent / Opaque object	不透明物体 Opaque object	不透明物体 Opaque object	透明/不透明物体 Transparent / Opaque object	不透明物体 Opaque object	不透明物体 Opaque object		
检测范围调节 Detection range regulation		固定 Fixed	固定 Fixed	固定 Fixed	灵敏度调节器 Sensitivity adjuster	固定 Fixed	固定 Fixed	灵敏度调节器 Sensitivity adjuster	固定 Fixed	固定 Fixed		
响应时间 Response time		1ms	1ms	1ms	1ms	1ms	1ms	DC:1ms AC:30ms	DC:1ms AC:30ms	DC:1ms AC:30ms		
图例 Illustration		图182 Chart182			图183 Chart183			图184 Chart184				

规格型号 Type and Specification

尺寸 Dimension		12×26×55			18×37×70			16×28×51				
检测方式 Detection method		漫反射式 Diffuse type	反馈反射式 Feedback reflection type	对射式 DaiShe type	漫反射式 Diffuse type	反馈反射式 Feedback reflection type	对射式 DaiShe type	漫反射式 Diffuse type	反馈反射式 Feedback reflection type	对射式 DaiShe type		
型号 Type	直流型 DC type	N	NO	E3K55-DS30N1	E3K55-R2N1	E3K55-5DN1-5L	E3K70-DS50N1	E3K70-R2N1	E3K70-5DN1-5L	E3K51-DS30N1	E3K51-R2N1	E3K51-5DN1-5L
		N	NC	E3K55-DS30N2	E3K55-R2N2	E3K55-5DN2-5L	E3K70-DS50N2	E3K70-R2N2	E3K70-5DN2-5L	E3K51-DS30N2	E3K51-R2N2	E3K51-5DN2-5L
		N	NO+NC									
		P	NO	E3K55-DS30P1	E3K55-R2P1	E3K55-5DP1-5L	E3K70-DS50P1	E3K70-R2P1	E3K70-5DP1-5L	E3K51-DS30P1	E3K51-R2P1	E3K51-5DP1-5L
		P	NC	E3K55-DS30P2	E3K55-R2P2	E3K55-5DP2-5L	E3K70-DS50P2	E3K70-R2P2	E3K70-5DP2-5L	E3K51-DS30P2	E3K51-R2P2	E3K51-5DP2-5L
		P	NO+NC									
		NPN/PNP/NO/NC										
型号 Type	交流型 AC type	二	NO	E3K55-DS30A1	E3K55-R2A1	E3K55-5A1	E3K70-DS50A1	E3K70-R2A1	E3K70-5A1	E3K51-DS30A1	E3K51-R2A1	E3K51-5DA1
		线	NC	E3K55-DS30A2	E3K55-R2A2	E3K55-5A2	E3K70-DS50A2	E3K70-R2A2	E3K70-5A2	E3K51-DS30A2	E3K51-R2A2	E3K51-5DA2
		三	继电器输出 Relay output									
检测范围 Detection range		30cm±10%	2m±10%	5m±10%	50cm±10%	2m±10%	5m±10%	30cm±10%	2m±10%	5m±10%		
检测目标 Detection target		透明/不透明物体 Transparent / Opaque object	不透明物体 Opaque object	不透明物体 Opaque object	透明/不透明物体 Transparent / Opaque object	不透明物体 Opaque object	不透明物体 Opaque object	透明/不透明物体 Transparent / Opaque object	不透明物体 Opaque object	不透明物体 Opaque object		
检测范围调节 Detection range regulation		固定 Fixed	固定 Fixed	固定 Fixed	灵敏度调节器 Sensitivity adjuster	固定 Fixed	固定 Fixed	灵敏度调节器 Sensitivity adjuster	固定 Fixed	固定 Fixed		
响应时间 Response time		DC:1ms AC:30ms	DC:1ms AC:30ms	DC:1ms AC:30ms	DC:1ms AC:30ms	DC:1ms AC:30ms	DC:1ms AC:30ms	DC:1ms AC:30ms	DC:1ms AC:30ms	DC:1ms AC:30ms		
图例 Illustration		图185 Chart185			图186 Chart186			图187 Chart187				

特性参数 Characteristic parameters

接通延时: 1.5ms
光源: 红外光660nm
电源电压: 直流型: DC12~24V(6~36V)脉动(p-p)10%以下, 交流型: AC110~220V(90~250V)50/60Hz
消耗电流: N.P型: 20mA以下, A型: 1.7mA以下
控制输出: N.P型: 300mA以下, A型: 400mA以下, J型: 2A以下(触点寿命: 10万次)
回路保护: N.P.D型: 逆连接保护、浪涌吸收、负载短路保护, A型: 浪涌吸收
环境温、湿度: 动作时、保存时: 各-30~65°C(不结冰、不结露), 动作时、保存时: 各35~95%RH
绝缘阻抗: 50MΩ以上(DC500兆欧表)充电部分与外壳间
耐电压: AC1000V 50/60Hz 1min充电部分与外壳间
温度的影响: 温度范围-30~+65°C, +23°C时, ±15%检测距离以内, 温度范围-25~+60°C, +23°C时, ±10%检测距离以内
电压的影响: 额定电源电压范围±15%以内、额定电源电压值时, ±10%检测距离以内
保护构造: IP65(IEC规格)
材质: (外壳: 铝压铸ABS) (检测面(透镜): PMMA)

Connection delay: 1.5ms.
Light source: Infrared light 660nm.
Supply voltage: DC type: DC12~24V(6~36V) Impulse (p-p) 10% below, AC type: AC110~220V(90~250V) 50/60Hz.
Consumption current: N.P type: 20mA below, A type: 1.7mA below.
Control output: N.P type: 300mA below, A type: 400mA below, J type: 2A below (contact service life: 0.1 million times).
Loop protection: N.P..D type: reversal connection protection, surge absorption, load short-circuit protection, A type: surge absorption
Ambient temperature & humidity: During operation, storage: individually -30~+65°C (no freeze, no dew). During operation, storage: individually 35~95%RH.
Insulation impedance: 50MΩ above (DC500 megameter) between charging part and housing
Withstand voltage: AC1000V 50/60Hz 1min between charging part and housing
Temperature influence: Temperature range -30~+65°C, at +23°C, ±15% detection distance; temperature range -25~+60°C, at +23°C, ±10% detection distance.
Voltage influence: Inside ±15% rated supply voltage range, at rated supply voltage value, inside ±10% detection distance.
Protection structure: IP65 (IEC specification).
Material: Housing: Nickel plated brass (ABS)
Detection surface (lens): PMMA.

外形尺寸(mm) External dimension

Chart 182 图182 E3K30-□

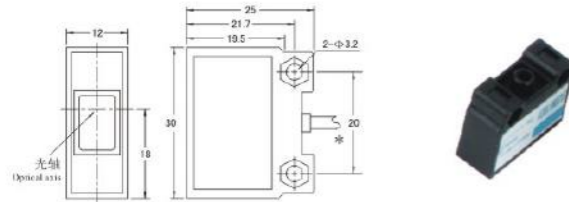


Chart 183 图183 E3K41-□

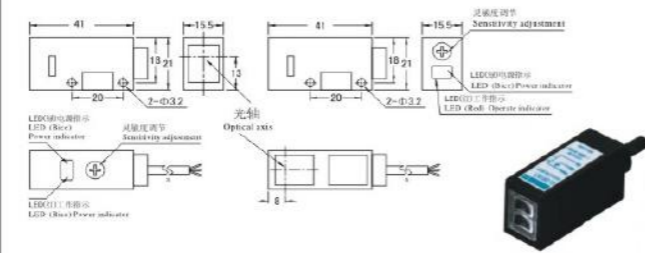


Chart 184 图184 E3S-□

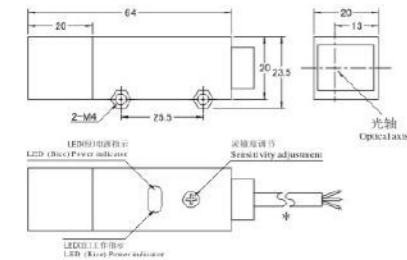


Chart 185 图185 E3K55-□

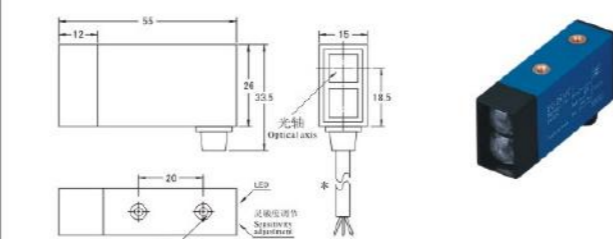


Chart 186 图186 E3K70-□

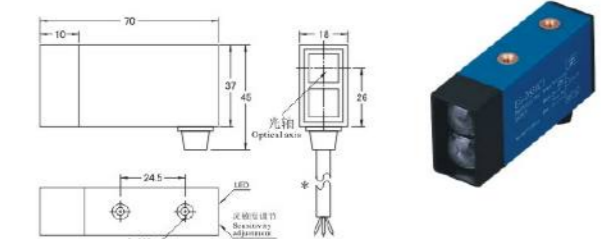
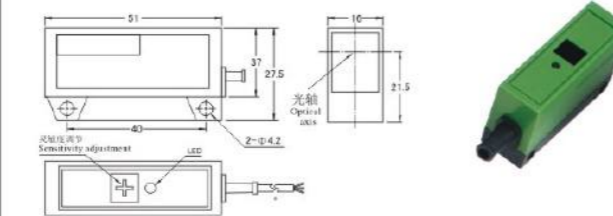


Chart 187 图187 E3K51-□



色标、槽型能与国内外各相同品种直接替换 Color code, groove can with various domestic same species directly replaced

- 电源反接保护, 可直接与PLC相联接
- 槽型无需调整光轴
- 长寿命和高可靠性, 耐环境性强
- 红色LED显示可以检测传感器工作状态
- 新增金属外壳形, 增大了安装强度
- 增加外壳强度和断线的对策
- IP65防护结构(IEC规格)
- 使用前请先阅读产品说明书的“注意事项”

Power supply reversal connection protection; can directly connect with PLC
For slot type, there is no need to adjust the optical axis
Long service life, high reliability and strong resistance property to environment
Red LED indicates that it's available to detect the sensor operating state
Newly added metal housing to improve the installation intensity
Countermeasure to improve the housing intensity and to solve disconnection
Ip65 protection structure (IEC specification)
Read the "Matters needing attention" of the Product Instruction before use



规格型号 Type and Specification

尺寸 Dimension	16×25×55	25.5×45.5×75	16×35.5×40.5	20×52×72	20×52×72
检测方式 Detection method	槽式 Slot type	槽式 Slot type	槽式 Slot type	槽式 Slot type	槽式 Slot type
型号 Type 直流型 DC type	N NO	E3S-GS7N	E3S-GS10N	E3S-GS15N	E3S-GS30E4
	P NC	E3S-GS7N2	E3S-GS10N2	E3S-GS15N2	E3S-GS30E2
	N NO+NC				E3S-GS30E42
	P NO	E3S-GS7P	E3S-GS10P	E3S-GS15P	E3S-GS30F4
	N NC	E3S-GS7P2	E3S-GS10P2	E3S-GS15P2	E3S-GS30F2
	P NO+NC				E3S-GS30F42
检测范围 Detection range	7mm	10mm	15mm	30mm	50mm
检测目标 Detection target	不透明物体 Opaque object	不透明物体 Opaque object	不透明物体 Opaque object	不透明物体 Opaque object	不透明物体 Opaque object
检测范围调节 Detection range regulation	灵敏度调节器 Sensitivity adjuster	灵敏度调节器 Sensitivity adjuster	灵敏度调节器 Sensitivity adjuster	灵敏度调节器 Sensitivity adjuster	灵敏度调节器 Sensitivity adjuster
响应时间 Response time	1ms	1ms	1ms	1ms	1ms
图例 Illustration	图188 Chart188	图189 Chart189	图190 Chart190	图191 Chart191	图192 Chart192

规格型号(光电探边控制器) Type and Specification

尺寸 Dimension	32×70×120
检测方式 Detection method	槽式 Slot type
型号 Type	交流型 AC type NO+NC HF-HJ03
电源电压 Supply voltage	AC12~24V±10%
探边控制精度	<8mm
光电探测组数	2组
输出信号	2组独立无触点输出AC12~24V
检测目标 Detection target	不透明物体 Opaque object
检测范围调节 Detection range regulation	灵敏度调节器 Sensitivity adjuster
响应时间 Response time	1~30ms
图例 Illustration	图193 Chart193

规格型号(色标传感器) Type and Specification (Color sensors)

尺寸 Dimension	28×48×80	22×63×89
检测方式 Detection method	同轴反射式 Coaxial Reflective	同轴反射式 Coaxial Reflective
型号 Type	交流型 AC type NO+NC Z3N	KS-C2
电源电压 Supply voltage	红、绿、兰、白	红、绿、兰、白
探边控制精度	圆点(绿色)	圆点(绿色)
光电探测组数	DC10~30V±10%	DC10~30V±10%
输出信号	<200mA	<200mA
检测目标 Detection target	10mm±2mm	10mm±3mm
检测范围调节 Detection range regulation	灵敏度调节器 Sensitivity adjuster	灵敏度调节器 Sensitivity adjuster
响应时间 Response time	0.1~1mS	0.25~1mS
图例 Illustration	图194 Chart194	图195 Chart195

规格型号(色标传感器) Type and Specification (Color sensors)

尺寸 Dimension	28×57×85	38×62×100	23×40×56
检测方式 Detection method	同轴反射式 Coaxial Reflective	同轴反射式 Coaxial Reflective	同轴反射式 Coaxial Reflective
型号 Type	直流型 DC type NPN NO+NC BZJ-211	BZJ-311	BZJ-411
光源色谱	红、绿、兰、白	红、绿、兰、白	红、绿、兰、白
光点(颜色)	圆点(绿色)	圆点(绿色)	圆点(绿色)
电源电压 Supply voltage	DC10~30V±10%	DC10~30V±10%	DC10~30V±10%
负载电流	<200mA	<200mA	<200mA
检测距离 Detection distance	10mm±2mm	9mm	9mm
检测范围调节 Detection range regulation	灵敏度调节器 Sensitivity adjuster	灵敏度调节器 Sensitivity adjuster	灵敏度调节器 Sensitivity adjuster
响应时间 Response time	50μS	50μS	20μS/500μS
图例 Illustration	图196 Chart196	图197 Chart197	图198 Chart198

特性参数 Characteristic parameters

接通延时: 1.5ms
光源: 红外光660nm
电源电压: 直流型: DC12~24V(6~36V)脉动(p-p)10%以下, 交流型: AC110~220V(90~250V)50/60Hz
消耗电流: N.P型: 20mA以下, A型: 1.7mA以下
控制输出: N.P型: 300mA以下, A型: 400mA以下, J型: 2A以下(触点寿命: 10万次)
回路保护: N.P.D型: 逆连接保护、浪涌吸收、负载短路保护, A型: 浪涌吸收
环境温、湿度: 动作时、保存时: 各-30~65℃(不结冰、不结露), 动作时、保存时: 各35~95%RH
绝缘阻抗: 50MΩ以上(DC500兆欧表)充电部分与外壳间
耐压: AC1000V 50/60Hz 1min充电部分与外壳间
温度的影响: 温度范围-30~+65℃, +23℃时, ±15%检测距离以内, 温度范围-25~+60℃, +23℃时, ±10%检测距离以内
电压的影响: 额定电源电压范围±15%以内、额定电源电压值时, ±10%检测距离以内
保护构造: IP66(IEC规格)
材质: (外壳: 铝压铸 ABS) (检测面(透镜): PMMA)

Connection delay: 1.5ms.
Light source: Infrared light 660nm.
Supply voltage: DC type: DC12~24V(6~36V) Impulse (p-p) 10% below, AC type: AC110~220V(90~250V) 50/60Hz.
Consumption current: N.P type: 20mA below, A type: 1.7mA below.
Control output: N.P type: 300mA below, A type: 400mA below, J type: 2A below (contact service life: 0.1 million times).
Loop protection: N.P..D type: reversal connection protection, surge absorption, load short-circuit protection, A type: surge absorption
Ambient temperature & humidity: During operation, storage: individually -30~+65℃ (no freeze, no dew), During operation, storage: individually 35~95%RH.
Insulation impedance: 50MΩ above (DC500 megameter) between charging part and housing.
Withstand voltage: AC1000V 50/60Hz 1min between charging part and housing
Temperature influence: Temperature range -30~+65℃, at +23℃, ±15% detection distance; temperature range -25~+60℃, at +23℃, ±10% detection distance.
Voltage influence: Inside ±15% rated supply voltage range, at rated supply voltage value, inside ±10% detection distance.
Protection structure: IP66 (IEC specification).
Material: Housing: Nickel plated brass (ABS)
Detection surface (lens): PMMA.

外形尺寸(mm) External dimension

Chart 188 图188 E3S-GS7□

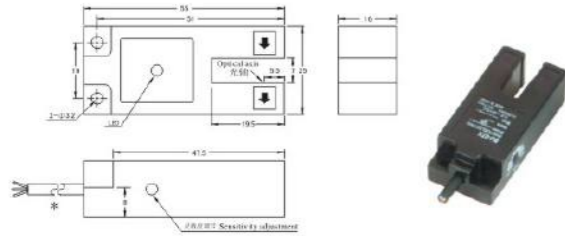


Chart 189 图189 E3S-GS10□

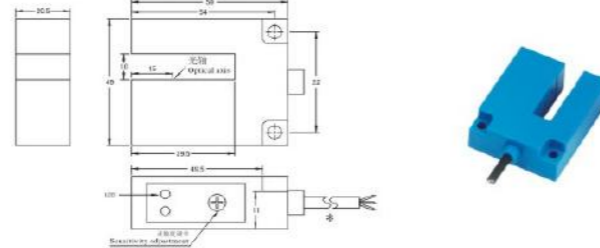


Chart 190 图190 E3S-GS15□

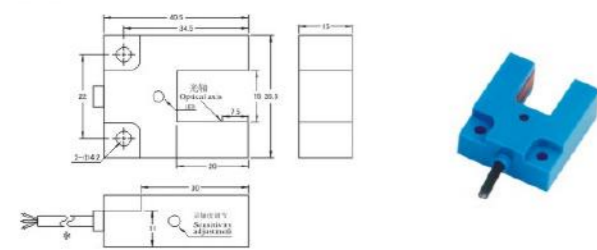


Chart 191 图191 E3S-GS30□

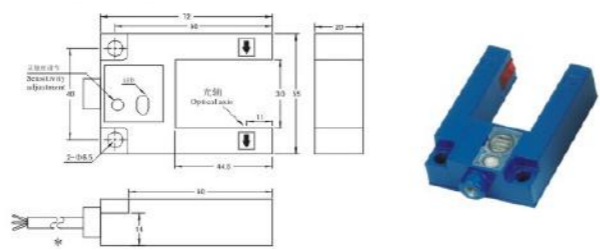


Chart 192 图192 E3S-GS50□

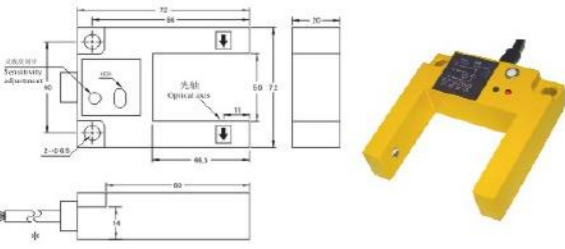


Chart 193 图193 HF-HJ03

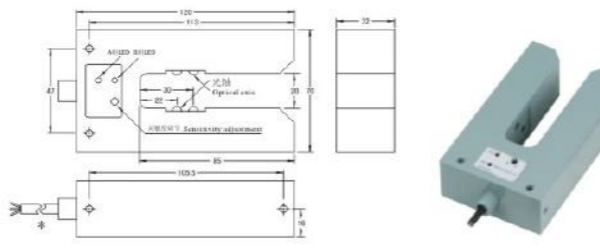


Chart 194 图194 Z3N



Chart 195 图195 KS-C2



Chart 196 图196 BZJ-211



Chart 197 图197 BZJ-311



Chart 198 图198 BZJ-411



连接器系列 Connector Series

外形 Shape	螺扣 Screw buckle	型号 Type	规格 Specification	连接图 Connection diagram				
				NPN/PNP NO	NPN/PNP NC	NPN/PNP NO+NC	AC/DC 二线 NO AC/DC Two-wire NO	AC/DC 二线 NC AC/DC Two-wire NC
	M8	L1	三芯直型 Three-core straight type					
		L2	四芯直型 Four-core straight type					
	M8	L3	三芯弯型 Three-core bent type					
		L4	四芯弯型 Four-core bent type					
	M8	L5	三芯中继 Three-core relay					
	M12	L6	四芯直型 Four-core straight type					
	M12	L7	四芯弯型带LED Four-core bent type with LED					
	M12	L8	四芯中继 Four-core relay					
	M12	L9	四芯直型 Four-core straight type					
	M12	L10	四芯直型 Four-core straight type					

反射板系列 Reflection board Series

外形 Shape	TD-02	TD-08	TD-09	TD-03	TD-05
安装尺寸 Installation dimension					